

Approval body for construction products
and types of construction

Bautechnisches Prüfamt

An institution established by the Federal and
Laender Governments



European Technical Assessment

ETA-13/0183
of 25 January 2019

English translation prepared by DIBt - Original version in German language

General Part

Technical Assessment Body issuing the
European Technical Assessment:

Deutsches Institut für Bautechnik

Trade name of the construction product

SX, SXC, SXCW, SDT, SDTW, SXW, TDA, TDB, CXCW

Product family
to which the construction product belongs

Fastening screws for sandwichpanels

Manufacturer

SFS intec AG
Rosenbergsaustraße 10
9435 HEERBRUGG
SCHWEIZ

Manufacturing plant

SFS plants 1, 5, 7, 16, 18

This European Technical Assessment
contains

43 pages including 38 annexes which form an integral
part of this assessment

This European Technical Assessment is
issued in accordance with Regulation (EU)
No 305/2011, on the basis of

EAD 330047-01-0602

This version replaces

ETA-13/0183 issued on 29 June 2017

The European Technical Assessment is issued by the Technical Assessment Body in its official language. Translations of this European Technical Assessment in other languages shall fully correspond to the original issued document and shall be identified as such.

Communication of this European Technical Assessment, including transmission by electronic means, shall be in full. However, partial reproduction may only be made with the written consent of the issuing Technical Assessment Body. Any partial reproduction shall be identified as such.

This European Technical Assessment may be withdrawn by the issuing Technical Assessment Body, in particular pursuant to information by the Commission in accordance with Article 25(3) of Regulation (EU) No 305/2011.

Specific part

1 Technical description of the product

The fastening screws are self-drilling or self-tapping screws made of austenitic stainless steel or carbon steel with anticorrosion coating (listed in Table 1). The fastening screws are completed with sealing washers consisting of metal washer and EPDM-seal.

Table 1 – Fastening screws for sandwich panels

| Annex | Fastening screw | Description | Fastener material | Application |
|-------|--|--|-------------------|-------------|
| 3 | SXC5-S16-5,5 x L SXC5-L12-S16-5,5 x L | Self-drilling screw with sealing washer Ø 16 mm | Stainless steel | Steel |
| 4 | SXC5-S19-5,5 x L SXC5-L12-S19-5,5 x L | Self-drilling screw with sealing washer ≥ Ø 19 mm | Stainless steel | Steel |
| 5 / 6 | SXC5-S16-6,3 x L SXC5-L12-S16-6,3 x L | Self-drilling screw with sealing washer Ø 16 mm | Stainless steel | Steel |
| 7 / 8 | SXC5-S19-6,3 x L SXC5-L12-S19-6,3 x L | Self-drilling screw with sealing washer ≥ Ø 19 mm | Stainless steel | Steel |
| 9 | SXC14-S16-5,5 x L SXC14-L12-S16-5,5 x L | Self-drilling screw with sealing washer Ø 16 mm | Stainless steel | Steel |
| 10 | SXC14-S19-5,5 x L SXC14-L12-S19-5,5 x L | Self-drilling screw with sealing washer ≥ Ø 19 mm | Stainless steel | Steel |
| 11 | SXC16-S16-5,8 x L SXC16-L12-S16-5,8 x L | Self-drilling screw with sealing washer Ø 16 mm | Stainless steel | Steel |
| 12 | SXC16-S19-5,8 x L SXC16-L12-S19-5,8 x L | Self-drilling screw with sealing washer ≥ Ø 19 mm | Stainless steel | Steel |
| 13 | SX5-S16-5,5 x L SX5-L12-S16-5,5 x L | Self-drilling screw with sealing washer Ø 16 mm | Stainless steel | Steel |
| 14 | SX5-S19-5,5 x L SX5-L12-S19-5,5 x L | Self-drilling screw with sealing washer ≥ Ø 19 mm | Stainless steel | Steel |
| 15 | SX14-S16-5,5 x L SX14-L12-S16-5,5 x L | Self-drilling screw with sealing washer Ø 16 mm | Stainless steel | Steel |
| 16 | SX14-S19-5,5 x L SX14-L12-S19-5,5 x L | Self-drilling screw with sealing washer ≥ Ø 19 mm | Stainless steel | Steel |
| 17 | TDB-S-S16-6,3 x L | Self-tapping screw with sealing washer Ø 16 mm | Stainless steel | Steel |
| 18 | TDB-S-S19-6,3 x L | Self-tapping screw with sealing washer ≥ Ø 19 mm | Stainless steel | Steel |
| 19 | SXCW-S16-6,5 x L SXCW-L12-S16-6,5 x L | Self-drilling screw with sealing washer Ø 16 mm | Stainless steel | Timber |
| 20 | SXCW-S19-6,5 x L SXCW-L12-S19-6,5 x L | Self-drilling screw with sealing washer ≥ Ø 19 mm | Stainless steel | Timber |
| 21 | CXCW-S16-6,8 x L CXCW-L12-S16-6,8 x L | Self-drilling screw with sealing washer Ø 16 mm | Stainless steel | Timber |
| 22 | CXCW-S19-6,8 x L CXCW-L12-S19-6,8 x L | Self-drilling screw with sealing washer ≥ Ø 19 mm | Stainless steel | Timber |
| 23 | SXC5-S16-6,3 x L SXC5-L12-S16-6,3 x L | Self-drilling screw with sealing washer Ø 16 mm | Stainless steel | Timber |
| 24 | SXC5-S19-6,3 x L SXC5-L12-S19-6,3 x L | Self-drilling screw with sealing washer ≥ Ø 19 mm | Stainless steel | Timber |

Table 1 - continued

| Annex | Fastening screw | Description | Fastener material | Application |
|-------|--|--|-------------------|-------------|
| 25 | SXW-S16-6,5 x L SXW-L12-S16-6,5 x L | Self-drilling screw with sealing washer Ø 16 mm | Stainless steel | Timber |
| 26 | SXW-S19-6,5 x L SXW-L12-S19-6,5 x L | Self-drilling screw with sealing washer ≥ Ø 19 mm | Stainless steel | Timber |
| 27 | TDA-S-S16-6,5 x L | Self-tapping screw with sealing washer Ø 16 mm | Stainless steel | Timber |
| 28 | TDA-S-S19-6,5 x L | Self-tapping screw with sealing washer ≥ Ø 19 mm | Stainless steel | Timber |
| 29 | SDT5-S16-5,5 x L SDT5-L12-S16-5,5 x L | Self-drilling screw with sealing washer Ø 16 mm | Carbon steel | Steel |
| 30 | SDT5-S19-5,5 x L SDT5-L12-S19-5,5 x L | Self-drilling screw with sealing washer ≥ Ø 19 mm | Carbon steel | Steel |
| 31 | SDT5-A16-5,5 x L SDT5-L12-A16-5,5 x L | Self-drilling screw with sealing washer Ø 16 mm | Carbon steel | Steel |
| 32 | SDT5-A19-5,5 x L SDT5-L12-A19-5,5 x L | Self-drilling screw with sealing washer Ø 19 mm | Carbon steel | Steel |
| 33 | SDT14-S16-5,5 x L SDT14-L12-S16-5,5 x L | Self-drilling screw with sealing washer Ø 16 mm | Carbon steel | Steel |
| 34 | SDT14-S19-5,5 x L SDT14-L12-S19-5,5 x L | Self-drilling screw with sealing washer ≥ Ø 19 mm | Carbon steel | Steel |
| 35 | SDT14-A16-5,5 x L SDT14-L12-A16-5,5 x L | Self-drilling screw with sealing washer Ø 16 mm | Carbon steel | Steel |
| 36 | SDT14-A19-5,5 x L SDT14-L12-A19-5,5 x L | Self-drilling screw with sealing washer Ø 19 mm | Carbon steel | Steel |
| 37 | SDTW-S16-6,5 x L SDTW-L12-S16-6,5 x L | Self-drilling screw with sealing washer Ø 16 mm | Carbon steel | Timber |
| 38 | SDTW-S19-6,5 x L SDTW-L12-S19-6,5 x L | Self-drilling screw with sealing washer ≥ Ø 19 mm | Carbon steel | Timber |

2 Specification of the intended use in accordance with the applicable European Assessment Document

The fastening screws are intended to be used for fastening sandwich panels to metal or timber substructures. The sandwich panel can either be used as wall or roof cladding or as load bearing wall and roof element. The intended use comprises fastening screws and connections for indoor and outdoor applications. Fastening screws which are intended to be used in external environments with ≥C2 corrosion according to the standard EN ISO 12944-2 are made of stainless steel. Furthermore the intended use comprises connections with predominantly static loads (e.g. wind loads, dead loads). The fastening screws are not intended for re-use.

The performances given in Section 3 are only valid if the fastening screws are used in compliance with the specifications and conditions given in Annex (1-38).

The verification and assessment methods on which this European Technical Assessment is based lead to the assumption of a working life of the fastening screws of at least 25 years. The indications given on the working life cannot be interpreted as a guarantee given by the manufacturer, but are to be regarded only as a means for choosing the right products in relation to the expected economically reasonable working life of the works.

English translation prepared by DIBt

3 Performance of the product and references to the methods used for its assessment

3.1 Mechanical resistance and stability (BWR 1)

| Essential characteristic | Performance |
|---|-------------------------|
| Shear Resistance of the Connection | see Annexes to this ETA |
| Tension Resistance of the Connection | see Annexes to this ETA |
| Design Resistance in combination of tension and shear forces (interaction) | see Annexes to this ETA |
| Check of Bending Capacity in case of constraining forces due to temperature | see Annexes to this ETA |
| Durability | No performance assessed |

3.2 Safety in case of fire (BWR 2)

| Essential characteristic | Performance |
|--------------------------|-------------|
| Reaction to fire | Class A1 |

4 Assessment and verification of constancy of performance (AVCP) system applied, with reference to its legal base

In accordance with EAD 330047-01-0602, the applicable European legal act is: Commission Decision 98/214/EC, amended by 2001/596/EC.

The system to be applied is: 2+

5 Technical details necessary for the implementation of the AVCP system, as provided for in the applicable EAD

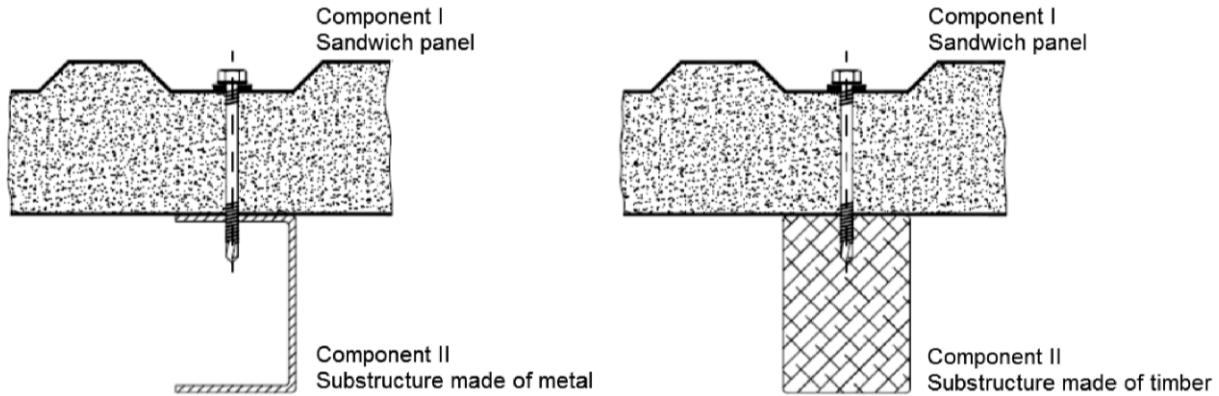
Technical details necessary for the implementation of the AVCP system are laid down in the control plan deposited at Deutsches Institut für Bautechnik.

Issued in Berlin on 25 January 2019 by Deutsches Institut für Bautechnik

BD Dipl.-Ing. Andreas Kummerow
Head of Department

beglaubigt:
Hahn

Exemplary execution of a connection



Dimensions

Design relevant dimensions are indicated as follows:

| | |
|----------|--|
| t_i | Thickness of component I at the fastening position |
| t_{N1} | Thickness of the outer skin of component I |
| t_{N2} | Thickness of the inner skin of component I |
| t_{II} | Thickness of component II made of metal |
| l_p | Screw-in length in component II made of timber |
| l_{ef} | Effective screw-in length in component II made of timber (without drill point) |
| d_{dp} | Pre-drill diameter of the connection |

The thickness t_{II} corresponds to the load-bearing screw-in length of the fastening screw in component II, if the load-bearing screw-in length does not cover the entire component thickness.

Resistance values

The resistance values of a connection are indicated as follows:

| | |
|-----------|--|
| $N_{R,k}$ | Characteristic tension resistance |
| $V_{R,k}$ | Characteristic shear resistance |
| u | Maximum allowed head displacement of the fastening screw |

In some cases component-specific resistance values are indicated:

| | |
|--------------|---|
| $N_{R,I,k}$ | Characteristic pull-through resistance of the outer skin of component I |
| $N_{R,II,k}$ | Characteristic pull-out resistance of component II |
| $V_{R,I,k}$ | Characteristic hole bearing resistance of the inner skin of component I |

Additionally indicated values for component II made of timber:

| | |
|------------|--|
| $M_{y,Rk}$ | Characteristic yield moment of the fastening screw |
| $f_{ax,k}$ | Characteristic withdrawal strength of timber |

Terms and explanations

Fastening screws for sandwich panels

Annex 1

Design values

The design values of a connection have to be determined as follows:

$$N_{R,d} = \frac{N_{R,k}}{\gamma_M} \qquad V_{R,d} = \frac{V_{R,k}}{\gamma_M}$$

$N_{R,d}$ Design value of tension resistance
 $V_{R,d}$ Design value of shear resistance
 γ_M Partial safety factor

The recommended partial safety factor γ_M is 1.33, provided no partial safety factor is given in national regulations or national Annexes to Eurocode 3.

Special conditions

If the thickness of component I (t_{N1} or t_{N2}) or component II (t_{II}) is between two indicated thicknesses, the resistance values $N_{R,k}$ and $V_{R,k}$ can be determined by linear interpolation. The same applies to screw-in lengths l_{ef} and l_p .

If component II made of metal with thickness $t_{II} < 3$ mm leads to an asymmetric loading of the connection (e.g. Z-profile), the resistance values $N_{R,k}$ have to be reduced to 70%.

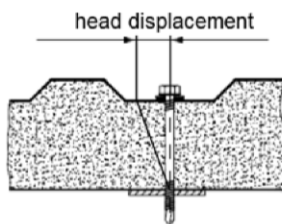
In case of combined loading of a connection by tension and shear forces the following interaction equation has to be taken into account:

$$\frac{N_{S,d}}{N_{R,d}} + \frac{V_{S,d}}{V_{R,d}} \leq 1.0$$

$N_{S,d}$ Design value of the applied tension forces
 $V_{S,d}$ Design value of the applied shear forces

Head displacement

The head displacement of the fastening screw as a result of thermal expansion of the outer skin of the sandwich panel may not exceed the maximum allowed head displacement (u).



Installation conditions

The installation is carried out according to manufacturer's instruction.

The load-bearing screw-in length of the fastening screw specified by the manufacturer has to be taken into account.

The fastening screws have to be processed with suitable drill driver (e.g. cordless drill driver with depth stop).

The fastening screws have to be fixed rectangular to the surface of the component.

Component I and component II have to be in direct contact to each other. The use of compression resistant thermal insulation strips up to a thickness of 3 mm is allowed.

Design and installation

Fastening screws for sandwich panels

Annex 2

| | |
|--|---|
| | <p>Materials</p> <p>Fastener: Stainless steel A2 or A4 - EN ISO 3506</p> <p>Washer: Stainless steel A2 or A4 - EN ISO 3506 with EPDM-seal</p> <p>Component I: S280GD to S450GD - EN 10346</p> <p>Component II: S235 to S355 - EN 10025 S280GD to S450GD - EN 10346 HX300LAD to HX460LAD - EN 10346</p> |
| | <p>Drilling-capacity $\Sigma(t_{N1} + t_{N2} + t_{II}) \leq 6.00$ mm</p> |

| | | t_{II} [mm] | | | | | | | |
|-------------------|---------------|---------------|------|------|------|------|------|-------|------|
| | | 1.25 | 1.50 | 1.75 | 2.00 | 2.50 | 3.00 | 4.00 | |
| $V_{R,k}$ [kN] | 0.40 | 0.96 | 0.96 | 0.96 | 0.96 | 0.96 | 0.96 | 0.96 | |
| | 0.45 | 1.26 | 1.26 | 1.26 | 1.26 | 1.26 | 1.26 | 1.26 | |
| | 0.50 | 1.56 | 1.56 | 1.56 | 1.56 | 1.56 | 1.56 | 1.56 | |
| | 0.55 | 1.67 | 1.67 | 1.67 | 1.67 | 1.67 | 1.67 | 1.67 | |
| | t_{N2} [mm] | 0.60 | 1.78 | 1.78 | 1.78 | 1.78 | 1.78 | 1.78 | 1.78 |
| | | 0.63 | 1.85 | 1.85 | 1.85 | 1.85 | 1.85 | 1.85 | 1.85 |
| | | 0.70 | 2.00 | 2.00 | 2.00 | 2.00 | 2.00 | 2.00 | 2.00 |
| | | ≥ 0.75 | 2.11 | 2.11 | 2.11 | 2.11 | 2.11 | 2.11 | 2.11 |
| $N_{R,k}$ [kN] | 0.40 | 1.26 | 1.27 | 1.27 | 1.27 | 1.27 | 1.27 | 1.27 | |
| | 0.45 | 1.26 | 1.42 | 1.42 | 1.42 | 1.42 | 1.42 | 1.42 | |
| | 0.50 | 1.26 | 1.56 | 1.56 | 1.56 | 1.56 | 1.56 | 1.56 | |
| | 0.55 | 1.26 | 1.82 | 1.86 | 1.86 | 1.86 | 1.86 | 1.86 | |
| | t_{N1} [mm] | 0.60 | 1.26 | 1.82 | 2.16 | 2.16 | 2.16 | 2.16 | 2.16 |
| | | 0.63 | 1.26 | 1.82 | 2.34 | 2.34 | 2.34 | 2.34 | 2.34 |
| | | 0.70 | 1.26 | 1.82 | 2.41 | 2.76 | 2.76 | 2.76 | 2.76 |
| | | ≥ 0.75 | 1.26 | 1.82 | 2.41 | 3.00 | 3.06 | 3.06 | 3.06 |
| $N_{R,II,k}$ [kN] | | 1.26 | 1.82 | 2.41 | 3.00 | 4.31 | 5.61 | 10.77 | |
| u [mm] | 40 | 3.0 | | | | | | | |
| | 60 | 4.5 | | | | | | | |
| t_I [mm] | 80 | 6.0 | | | | | | | |
| | ≥ 100 | 7.5 | | | | | | | |

Additional definitions

Self-drilling screw with sealing washer \varnothing 16 mm

SXC5-S16-5,5 x L, SXC5-L12-S16-5,5 x L

Annex 3

| | |
|--|---|
| | <p>Materials</p> <p>Fastener: Stainless steel A2 or A4 - EN ISO 3506</p> <p>Washer: Stainless steel A2 or A4 - EN ISO 3506 with EPDM-seal</p> <p>Component I: S280GD to S450GD - EN 10346</p> <p>Component II: S235 to S355 - EN 10025 S280GD to S450GD - EN 10346 HX300LAD to HX460LAD - EN 10346</p> |
| | <p>Drilling-capacity $\Sigma(t_{N1} + t_{N2} + t_{II}) \leq 6.00$ mm</p> |

| | | t_{II} [mm] | | | | | | | |
|-------------------|---------------|---------------|------|------|------|------|------|-------|------|
| | | 1.25 | 1.50 | 1.75 | 2.00 | 2.50 | 3.00 | 4.00 | |
| $V_{R,k}$ [kN] | 0.40 | 0.96 | 0.96 | 0.96 | 0.96 | 0.96 | 0.96 | 0.96 | |
| | 0.45 | 1.26 | 1.26 | 1.26 | 1.26 | 1.26 | 1.26 | 1.26 | |
| | 0.50 | 1.56 | 1.56 | 1.56 | 1.56 | 1.56 | 1.56 | 1.56 | |
| | 0.55 | 1.67 | 1.67 | 1.67 | 1.67 | 1.67 | 1.67 | 1.67 | |
| | t_{N2} [mm] | 0.60 | 1.78 | 1.78 | 1.78 | 1.78 | 1.78 | 1.78 | 1.78 |
| | | 0.63 | 1.85 | 1.85 | 1.85 | 1.85 | 1.85 | 1.85 | 1.85 |
| | | 0.70 | 2.00 | 2.00 | 2.00 | 2.00 | 2.00 | 2.00 | 2.00 |
| | ≥ 0.75 | 2.11 | 2.11 | 2.11 | 2.11 | 2.11 | 2.11 | 2.11 | |
| $N_{R,k}$ [kN] | 0.40 | 1.26 | 1.56 | 1.56 | 1.56 | 1.56 | 1.56 | 1.56 | |
| | 0.45 | 1.26 | 1.77 | 1.77 | 1.77 | 1.77 | 1.77 | 1.77 | |
| | 0.50 | 1.26 | 1.82 | 1.98 | 1.98 | 1.98 | 1.98 | 1.98 | |
| | 0.55 | 1.26 | 1.82 | 2.35 | 2.35 | 2.35 | 2.35 | 2.35 | |
| | t_{N1} [mm] | 0.60 | 1.26 | 1.82 | 2.41 | 2.72 | 2.72 | 2.72 | 2.72 |
| | | 0.63 | 1.26 | 1.82 | 2.41 | 2.95 | 2.95 | 2.95 | 2.95 |
| | | 0.70 | 1.26 | 1.82 | 2.41 | 3.00 | 3.47 | 3.47 | 3.47 |
| | ≥ 0.75 | 1.26 | 1.82 | 2.41 | 3.00 | 3.85 | 3.85 | 3.85 | |
| $N_{R,II,k}$ [kN] | | 1.26 | 1.82 | 2.41 | 3.00 | 4.31 | 5.61 | 10.77 | |
| u [mm] | 40 | 3.0 | | | | | | | |
| | 60 | 4.5 | | | | | | | |
| t_I [mm] | 80 | 6.0 | | | | | | | |
| | ≥ 100 | 7.5 | | | | | | | |

Additional definitions

Self-drilling screw with sealing washer $\geq \varnothing 19$ mm

SXC5-S19-5,5 x L, SXC5-L12-S19-5,5 x L

Annex 4

| | |
|--|---|
| | <p>Materials</p> <p>Fastener: Stainless steel A2 or A4 - EN ISO 3506</p> <p>Washer: Stainless steel A2 or A4 - EN ISO 3506 with EPDM-seal</p> <p>Component I: S280GD to S450GD - EN 10346</p> <p>Component II: S235 to S355 - EN 10025 S280GD to S450GD - EN 10346 HX300LAD to HX460LAD - EN 10346</p> |
| | <p>Drilling-capacity $\Sigma(t_{N1} + t_{N2} + t_{II}) \leq 6.00$ mm</p> |

| | | t_{II} [mm] | | | | | | | |
|-------------------|---------------|---------------|------|------|------|------|------|------|------|
| | | 1.00 | 1.25 | 1.50 | 2.00 | 2.50 | 3.00 | 4.00 | |
| $V_{R,k}$ [kN] | 0.40 | 1.18 | 1.18 | 1.18 | 1.18 | 1.18 | 1.18 | 1.18 | |
| | 0.45 | 1.32 | 1.32 | 1.32 | 1.32 | 1.32 | 1.32 | 1.32 | |
| | 0.50 | 1.46 | 1.46 | 1.46 | 1.46 | 1.46 | 1.46 | 1.46 | |
| | 0.55 | 1.69 | 1.69 | 1.69 | 1.69 | 1.69 | 1.69 | 1.69 | |
| | t_{N2} [mm] | 0.60 | 1.91 | 1.91 | 1.91 | 1.91 | 1.91 | 1.91 | 1.91 |
| | | 0.63 | 2.05 | 2.05 | 2.05 | 2.05 | 2.05 | 2.05 | 2.05 |
| | | 0.70 | 2.32 | 2.32 | 2.32 | 2.32 | 2.32 | 2.32 | 2.32 |
| | | ≥ 0.75 | 2.51 | 2.51 | 2.51 | 2.51 | 2.51 | 2.51 | 2.51 |
| $N_{R,k}$ [kN] | 0.40 | 1.46 | 1.73 | 1.73 | 1.73 | 1.73 | 1.73 | 1.73 | |
| | 0.45 | 1.46 | 1.92 | 1.92 | 1.92 | 1.92 | 1.92 | 1.92 | |
| | 0.50 | 1.46 | 2.11 | 2.11 | 2.11 | 2.11 | 2.11 | 2.11 | |
| | 0.55 | 1.46 | 2.15 | 2.58 | 2.58 | 2.58 | 2.58 | 2.58 | |
| | t_{N1} [mm] | 0.60 | 1.46 | 2.15 | 2.84 | 3.04 | 3.04 | 3.04 | 3.04 |
| | | 0.63 | 1.46 | 2.15 | 2.84 | 3.32 | 3.32 | 3.32 | 3.32 |
| | | 0.70 | 1.46 | 2.15 | 2.84 | 3.82 | 3.82 | 3.82 | 3.82 |
| | | ≥ 0.75 | 1.46 | 2.15 | 2.84 | 4.09 | 4.17 | 4.17 | 4.17 |
| $N_{R,II,k}$ [kN] | 1.46 | 2.15 | 2.84 | 4.09 | 6.00 | 7.91 | 9.45 | | |
| u [mm] | 40 | 3.0 | | | | | | | |
| | 60 | 4.5 | | | | | | | |
| t_I [mm] | 80 | 6.0 | | | | | | | |
| | ≥ 100 | 7.5 | | | | | | | |

Additional definitions

Self-drilling screw with sealing washer \varnothing 16 mm

SXC5-S16-6,3 x L, SXC5-L12-S16-6,3 x L

Annex 5

| | |
|--|---|
| | <p>Materials</p> <p>Fastener: Stainless steel A2 or A4 - EN ISO 3506</p> <p>Washer: Stainless steel A2 or A4 - EN ISO 3506 with EPDM-seal</p> <p>Component I: S280GD to S450GD - EN 10346</p> <p>Component II: S235 to S355 - EN 10025 S280GD to S450GD - EN 10346 HX300LAD to HX460LAD - EN 10346</p> |
| | <p>Drilling-capacity $\Sigma(t_{N1} + t_{N2} + t_{II}) \leq 6.00$ mm</p> |

| | | t_{II} [mm] | | | | | | |
|-------------------|---------------|---------------|--------|--------|--------|--------|--------|------|
| | | 2x0.75 | 2x0.88 | 2x1.00 | 2x1.25 | 2x1.50 | 2x2.00 | |
| $V_{R,k}$ [kN] | 0.40 | 0.94 | 0.94 | 0.94 | 0.94 | 0.94 | 0.94 | |
| | 0.45 | 1.13 | 1.13 | 1.13 | 1.13 | 1.13 | 1.13 | |
| | 0.50 | 1.32 | 1.32 | 1.32 | 1.32 | 1.32 | 1.32 | |
| | 0.55 | 1.33 | 1.33 | 1.33 | 1.33 | 1.33 | 1.33 | |
| | t_{N2} [mm] | 0.60 | 1.34 | 1.34 | 1.34 | 1.34 | 1.34 | 1.34 |
| | | 0.63 | 1.35 | 1.35 | 1.35 | 1.35 | 1.35 | 1.35 |
| | | 0.70 | 2.20 | 2.20 | 2.20 | 2.20 | 2.20 | 2.20 |
| | | ≥ 0.75 | 2.80 | 2.80 | 2.80 | 2.80 | 2.80 | 2.80 |
| $N_{R,k}$ [kN] | 0.40 | 1.73 | 1.73 | 1.73 | 1.73 | 1.73 | 1.73 | |
| | 0.45 | 1.92 | 1.92 | 1.92 | 1.92 | 1.92 | 1.92 | |
| | 0.50 | 1.92 | 2.11 | 2.11 | 2.11 | 2.11 | 2.11 | |
| | 0.55 | 1.92 | 2.58 | 2.58 | 2.58 | 2.58 | 2.58 | |
| | t_{N1} [mm] | 0.60 | 1.92 | 2.59 | 2.99 | 3.04 | 3.04 | 3.04 |
| | | 0.63 | 1.92 | 2.59 | 2.99 | 3.32 | 3.32 | 3.32 |
| | | 0.70 | 1.92 | 2.59 | 2.99 | 3.82 | 3.82 | 3.82 |
| | | ≥ 0.75 | 1.92 | 2.59 | 2.99 | 3.92 | 4.17 | 4.17 |
| $N_{R,II,k}$ [kN] | | 1.92 | 2.59 | 2.99 | 3.92 | 5.60 | 5.60 | |
| u [mm] | 40 | 3.0 | | | | | | |
| | 60 | 4.5 | | | | | | |
| t_I [mm] | 80 | 6.0 | | | | | | |
| | ≥ 100 | 7.5 | | | | | | |

Additional definitions

Self-drilling screw with sealing washer \varnothing 16 mm

SXC5-S16-6,3 x L, SXC5-L12-S16-6,3 x L

Annex 6

| | |
|--|---|
| | <p>Materials</p> <p>Fastener: Stainless steel A2 or A4 - EN ISO 3506</p> <p>Washer: Stainless steel A2 or A4 - EN ISO 3506 with EPDM-seal</p> <p>Component I: S280GD to S450GD - EN 10346</p> <p>Component II: S235 to S355 - EN 10025 S280GD to S450GD - EN 10346 HX300LAD to HX460LAD - EN 10346</p> |
| | <p>Drilling-capacity $\Sigma(t_{N1} + t_{N2} + t_{II}) \leq 6.00$ mm</p> |

| | | t_{II} [mm] | | | | | | | |
|-------------------|---------------|---------------|------|------|------|------|------|------|------|
| | | 1.00 | 1.25 | 1.50 | 2.00 | 2.50 | 3.00 | 4.00 | |
| $V_{R,k}$ [kN] | 0.40 | 1.18 | 1.18 | 1.18 | 1.18 | 1.18 | 1.18 | 1.18 | |
| | 0.45 | 1.32 | 1.32 | 1.32 | 1.32 | 1.32 | 1.32 | 1.32 | |
| | 0.50 | 1.46 | 1.46 | 1.46 | 1.46 | 1.46 | 1.46 | 1.46 | |
| | 0.55 | 1.69 | 1.69 | 1.69 | 1.69 | 1.69 | 1.69 | 1.69 | |
| | t_{N2} [mm] | 0.60 | 1.91 | 1.91 | 1.91 | 1.91 | 1.91 | 1.91 | 1.91 |
| | | 0.63 | 2.05 | 2.05 | 2.05 | 2.05 | 2.05 | 2.05 | 2.05 |
| | | 0.70 | 2.32 | 2.32 | 2.32 | 2.32 | 2.32 | 2.32 | 2.32 |
| | | ≥ 0.75 | 2.51 | 2.51 | 2.51 | 2.51 | 2.51 | 2.51 | 2.51 |
| $N_{R,k}$ [kN] | 0.40 | 1.46 | 2.08 | 2.08 | 2.08 | 2.08 | 2.08 | 2.08 | |
| | 0.45 | 1.46 | 2.08 | 2.08 | 2.08 | 2.08 | 2.08 | 2.08 | |
| | 0.50 | 1.46 | 2.08 | 2.08 | 2.08 | 2.08 | 2.08 | 2.08 | |
| | 0.55 | 1.46 | 2.15 | 2.53 | 2.53 | 2.53 | 2.53 | 2.53 | |
| | t_{N1} [mm] | 0.60 | 1.46 | 2.15 | 2.84 | 2.97 | 2.97 | 2.97 | 2.97 |
| | | 0.63 | 1.46 | 2.15 | 2.84 | 3.24 | 3.24 | 3.24 | 3.24 |
| | | 0.70 | 1.46 | 2.15 | 2.84 | 3.99 | 3.99 | 3.99 | 3.99 |
| | | ≥ 0.75 | 1.46 | 2.15 | 2.84 | 4.09 | 4.53 | 4.53 | 4.53 |
| $N_{R,II,k}$ [kN] | | 1.46 | 2.15 | 2.84 | 4.09 | 6.00 | 7.91 | 9.45 | |
| u [mm] | 40 | 3.0 | | | | | | | |
| | 60 | 4.5 | | | | | | | |
| t_I [mm] | 80 | 6.0 | | | | | | | |
| | ≥ 100 | 7.5 | | | | | | | |

Additional definitions

Self-drilling screw with sealing washer $\geq \text{Ø } 19$ mm

SXC5-S19-6,3 x L, SXC5-L12-S19-6,3 x L

Annex 7

| | |
|--|---|
| | <p>Materials</p> <p>Fastener: Stainless steel A2 or A4 - EN ISO 3506</p> <p>Washer: Stainless steel A2 or A4 - EN ISO 3506 with EPDM-seal</p> <p>Component I: S280GD to S450GD - EN 10346</p> <p>Component II: S235 to S355 - EN 10025 S280GD to S450GD - EN 10346 HX300LAD to HX460LAD - EN 10346</p> |
| | <p>Drilling-capacity $\Sigma(t_{N1} + t_{N2} + t_{II}) \leq 6.00$ mm</p> |

| | | t_{II} [mm] | | | | | | |
|-------------------|---------------|---------------|--------|--------|--------|--------|--------|------|
| | | 2x0.75 | 2x0.88 | 2x1.00 | 2x1.25 | 2x1.50 | 2x2.00 | |
| $V_{R,k}$ [kN] | 0.40 | 0.94 | 0.94 | 0.94 | 0.94 | 0.94 | 0.94 | |
| | 0.45 | 1.13 | 1.13 | 1.13 | 1.13 | 1.13 | 1.13 | |
| | 0.50 | 1.32 | 1.32 | 1.32 | 1.32 | 1.32 | 1.32 | |
| | 0.55 | 1.33 | 1.33 | 1.33 | 1.33 | 1.33 | 1.33 | |
| | t_{N2} [mm] | 0.60 | 1.34 | 1.34 | 1.34 | 1.34 | 1.34 | 1.34 |
| | | 0.63 | 1.35 | 1.35 | 1.35 | 1.35 | 1.35 | 1.35 |
| | | 0.70 | 2.20 | 2.20 | 2.20 | 2.20 | 2.20 | 2.20 |
| | | ≥ 0.75 | 2.80 | 2.80 | 2.80 | 2.80 | 2.80 | 2.80 |
| $N_{R,k}$ [kN] | 0.40 | 1.92 | 2.08 | 2.08 | 2.08 | 2.08 | 2.08 | |
| | 0.45 | 1.92 | 2.08 | 2.08 | 2.08 | 2.08 | 2.08 | |
| | 0.50 | 1.92 | 2.08 | 2.08 | 2.08 | 2.08 | 2.08 | |
| | 0.55 | 1.92 | 2.53 | 2.53 | 2.53 | 2.53 | 2.53 | |
| | t_{N1} [mm] | 0.60 | 1.92 | 2.59 | 2.97 | 2.97 | 2.97 | 2.97 |
| | | 0.63 | 1.92 | 2.59 | 2.99 | 3.24 | 3.24 | 3.24 |
| | | 0.70 | 1.92 | 2.59 | 2.99 | 3.92 | 3.99 | 3.99 |
| | | ≥ 0.75 | 1.92 | 2.59 | 2.99 | 3.92 | 4.53 | 4.53 |
| $N_{R,II,k}$ [kN] | | 1.92 | 2.59 | 2.99 | 3.92 | 5.60 | 5.60 | |
| u [mm] | 40 | 3.0 | | | | | | |
| | 60 | 4.5 | | | | | | |
| t_I [mm] | 80 | 6.0 | | | | | | |
| | ≥ 100 | 7.5 | | | | | | |

Additional definitions

Self-drilling screw with sealing washer $\geq \text{Ø } 19$ mm

SXC5-S19-6,3 x L, SXC5-L12-S19-6,3 x L

Annex 8

| | |
|--|---|
| | <p>Materials</p> <p>Fastener: Stainless steel A2 or A4 - EN ISO 3506</p> <p>Washer: Stainless steel A2 or A4 - EN ISO 3506 with EPDM-seal</p> <p>Component I: S280GD to S450GD - EN 10346</p> <p>Component II: S235 to S355 - EN 10025 S280GD to S450GD - EN 10346 HX300LAD to HX460LAD - EN 10346</p> |
| | <p>Drilling-capacity $\Sigma(t_{N1} + t_{N2} + t_{II}) \leq 14.00$ mm</p> |

| | | t_{II} [mm] | | | | | | |
|-------------------|---------------|---------------|------|-------|-------|-------|-------|------|
| | | 4.00 | 5.00 | 6.00 | 8.00 | 10.00 | 12.00 | |
| $V_{R,k}$ [kN] | 0.40 | 0.74 | 0.74 | 0.74 | 0.74 | 0.74 | 0.74 | |
| | 0.45 | 0.95 | 0.95 | 0.95 | 0.95 | 0.95 | 0.95 | |
| | 0.50 | 1.16 | 1.16 | 1.16 | 1.16 | 1.16 | 1.16 | |
| | 0.55 | 1.36 | 1.36 | 1.36 | 1.36 | 1.36 | 1.36 | |
| | t_{N2} [mm] | 0.60 | 1.56 | 1.56 | 1.56 | 1.56 | 1.56 | 1.56 |
| | | 0.63 | 1.69 | 1.69 | 1.69 | 1.69 | 1.69 | 1.69 |
| | | 0.70 | 1.97 | 1.97 | 1.97 | 1.97 | 1.97 | 1.97 |
| | | ≥ 0.75 | 2.17 | 2.17 | 2.17 | 2.17 | 2.17 | 2.17 |
| $N_{R,k}$ [kN] | 0.40 | 1.39 | 1.39 | 1.39 | 1.39 | 1.39 | 1.39 | |
| | 0.45 | 1.53 | 1.53 | 1.53 | 1.53 | 1.53 | 1.53 | |
| | 0.50 | 1.66 | 1.66 | 1.66 | 1.66 | 1.66 | 1.66 | |
| | 0.55 | 2.02 | 2.02 | 2.02 | 2.02 | 2.02 | 2.02 | |
| | t_{N1} [mm] | 0.60 | 2.37 | 2.37 | 2.37 | 2.37 | 2.37 | 2.37 |
| | | 0.63 | 2.59 | 2.59 | 2.59 | 2.59 | 2.59 | 2.59 |
| | | 0.70 | 3.09 | 3.09 | 3.09 | 3.09 | 3.09 | 3.09 |
| | | ≥ 0.75 | 3.45 | 3.45 | 3.45 | 3.45 | 3.45 | 3.45 |
| $N_{R,II,k}$ [kN] | 4.97 | 6.41 | 7.84 | 10.71 | 10.71 | 10.71 | | |
| u [mm] | 40 | 3.0 | | | | | | |
| | 60 | 4.5 | | | | | | |
| t_I [mm] | 80 | 6.0 | | | | | | |
| | ≥ 100 | 7.5 | | | | | | |

Additional definitions

Self-drilling screw with sealing washer \varnothing 16 mm

SXC14-S16-5,5 x L, SXC14-L12-S16-5,5 x L

Annex 9

| | |
|--|---|
| | <p>Materials</p> <p>Fastener: Stainless steel A2 or A4 - EN ISO 3506</p> <p>Washer: Stainless steel A2 or A4 - EN ISO 3506 with EPDM-seal</p> <p>Component I: S280GD to S450GD - EN 10346</p> <p>Component II: S235 to S355 - EN 10025 S280GD to S450GD - EN 10346 HX300LAD to HX460LAD - EN 10346</p> |
| | <p>Drilling-capacity $\Sigma(t_{N1} + t_{N2} + t_{II}) \leq 14.00$ mm</p> |

| | | t_{II} [mm] | | | | | | |
|-------------------|---------------|---------------|------|------|-------|-------|-------|------|
| | | 4.00 | 5.00 | 6.00 | 8.00 | 10.00 | 12.00 | |
| $V_{R,k}$ [kN] | 0.40 | 0.74 | 0.74 | 0.74 | 0.74 | 0.74 | 0.74 | |
| | 0.45 | 0.95 | 0.95 | 0.95 | 0.95 | 0.95 | 0.95 | |
| | 0.50 | 1.16 | 1.16 | 1.16 | 1.16 | 1.16 | 1.16 | |
| | 0.55 | 1.36 | 1.36 | 1.36 | 1.36 | 1.36 | 1.36 | |
| | t_{N2} [mm] | 0.60 | 1.56 | 1.56 | 1.56 | 1.56 | 1.56 | 1.56 |
| | | 0.63 | 1.69 | 1.69 | 1.69 | 1.69 | 1.69 | 1.69 |
| | | 0.70 | 1.97 | 1.97 | 1.97 | 1.97 | 1.97 | 1.97 |
| | ≥ 0.75 | 2.17 | 2.17 | 2.17 | 2.17 | 2.17 | 2.17 | |
| $N_{R,k}$ [kN] | 0.40 | 1.73 | 1.73 | 1.73 | 1.73 | 1.73 | 1.73 | |
| | 0.45 | 1.83 | 1.83 | 1.83 | 1.83 | 1.83 | 1.83 | |
| | 0.50 | 1.92 | 1.92 | 1.92 | 1.92 | 1.92 | 1.92 | |
| | 0.55 | 2.27 | 2.27 | 2.27 | 2.27 | 2.27 | 2.27 | |
| | t_{N1} [mm] | 0.60 | 2.61 | 2.61 | 2.61 | 2.61 | 2.61 | 2.61 |
| | | 0.63 | 2.82 | 2.82 | 2.82 | 2.82 | 2.82 | 2.82 |
| | | 0.70 | 3.30 | 3.30 | 3.30 | 3.30 | 3.30 | 3.30 |
| | ≥ 0.75 | 3.65 | 3.65 | 3.65 | 3.65 | 3.65 | 3.65 | |
| $N_{R,II,k}$ [kN] | | 4.97 | 6.41 | 7.84 | 10.71 | 10.71 | 10.71 | |
| u [mm] | 40 | 3.0 | | | | | | |
| | 60 | 4.5 | | | | | | |
| t_I [mm] | 80 | 6.0 | | | | | | |
| | ≥ 100 | 7.5 | | | | | | |

Additional definitions

Self-drilling screw with sealing washer $\geq \varnothing 19$ mm

SXC14-S19-5,5 x L, SXC14-L12-S19-5,5 x L

Annex 10

| | |
|--|---|
| | <p>Materials</p> <p>Fastener: Stainless steel A2 or A4 - EN ISO 3506</p> <p>Washer: Stainless steel A2 or A4 - EN ISO 3506 with EPDM-seal</p> <p>Component I: S280GD to S450GD - EN 10346</p> <p>Component II: S235 to S355 - EN 10025 S280GD to S450GD - EN 10346 HX300LAD to HX460LAD - EN 10346</p> |
| | <p>Drilling-capacity $\Sigma(t_{N1} + t_{N2} + t_{II}) \leq 16.00 \text{ mm}$</p> |

| | | $t_{II} \text{ [mm]}$ | | | | | | | |
|---------------------------|-----------------------|-----------------------|------|------|-------|-------|-------|-------|------|
| | | 3.00 | 4.00 | 6.00 | 8.00 | 10.00 | 12.00 | 14.00 | |
| $V_{R,k} \text{ [kN]}$ | 0.40 | 1.18 | 1.18 | 1.18 | 1.18 | 1.18 | 1.18 | 1.18 | |
| | 0.45 | 1.32 | 1.32 | 1.32 | 1.32 | 1.32 | 1.32 | 1.32 | |
| | 0.50 | 1.46 | 1.46 | 1.46 | 1.46 | 1.46 | 1.46 | 1.46 | |
| | 0.55 | 1.69 | 1.69 | 1.69 | 1.69 | 1.69 | 1.69 | 1.69 | |
| | $t_{N2} \text{ [mm]}$ | 0.60 | 1.91 | 1.91 | 1.91 | 1.91 | 1.91 | 1.91 | 1.91 |
| | | 0.63 | 2.05 | 2.05 | 2.05 | 2.05 | 2.05 | 2.05 | 2.05 |
| | | 0.70 | 2.32 | 2.32 | 2.32 | 2.32 | 2.32 | 2.32 | 2.32 |
| | | ≥ 0.75 | 2.51 | 2.51 | 2.51 | 2.51 | 2.51 | 2.51 | 2.51 |
| $N_{R,k} \text{ [kN]}$ | 0.40 | 1.73 | 1.73 | 1.73 | 1.73 | 1.73 | 1.73 | 1.73 | |
| | 0.45 | 1.92 | 1.92 | 1.92 | 1.92 | 1.92 | 1.92 | 1.92 | |
| | 0.50 | 2.11 | 2.11 | 2.11 | 2.11 | 2.11 | 2.11 | 2.11 | |
| | 0.55 | 2.58 | 2.58 | 2.58 | 2.58 | 2.58 | 2.58 | 2.58 | |
| | $t_{N1} \text{ [mm]}$ | 0.60 | 3.04 | 3.04 | 3.04 | 3.04 | 3.04 | 3.04 | 3.04 |
| | | 0.63 | 3.32 | 3.32 | 3.32 | 3.32 | 3.32 | 3.32 | 3.32 |
| | | 0.70 | 3.82 | 3.82 | 3.82 | 3.82 | 3.82 | 3.82 | 3.82 |
| | | ≥ 0.75 | 4.17 | 4.17 | 4.17 | 4.17 | 4.17 | 4.17 | 4.17 |
| $N_{R,II,k} \text{ [kN]}$ | | 6.76 | 7.01 | 9.60 | 11.01 | 11.01 | 11.01 | 11.01 | |
| $u \text{ [mm]}$ | 40 | 3.0 | | | | | | | |
| | 60 | 4.5 | | | | | | | |
| | 80 | 6.0 | | | | | | | |
| $t_I \text{ [mm]}$ | ≥ 100 | 7.5 | | | | | | | |

Additional definitions

Self-drilling screw with sealing washer Ø 16 mm

SXC16-S16-5,8 x L, SXC16-L12-S16-5,8 x L

Annex 11

| | |
|--|---|
| | <p>Materials</p> <p>Fastener: Stainless steel A2 or A4 - EN ISO 3506</p> <p>Washer: Stainless steel A2 or A4 - EN ISO 3506 with EPDM-seal</p> <p>Component I: S280GD to S450GD - EN 10346</p> <p>Component II: S235 to S355 - EN 10025 S280GD to S450GD - EN 10346 HX300LAD to HX460LAD - EN 10346</p> |
| | <p>Drilling-capacity $\Sigma(t_{N1} + t_{N2} + t_{II}) \leq 16.00$ mm</p> |

| | | t _{II} [mm] | | | | | | | |
|--------------------------------|----------------------|----------------------|------|------|-------|-------|-------|-------|------|
| | | 3.00 | 4.00 | 6.00 | 8.00 | 10.00 | 12.00 | 14.00 | |
| V_{R,k} [kN] | 0.40 | 1.18 | 1.18 | 1.18 | 1.18 | 1.18 | 1.18 | 1.18 | |
| | 0.45 | 1.32 | 1.32 | 1.32 | 1.32 | 1.32 | 1.32 | 1.32 | |
| | 0.50 | 1.46 | 1.46 | 1.46 | 1.46 | 1.46 | 1.46 | 1.46 | |
| | 0.55 | 1.69 | 1.69 | 1.69 | 1.69 | 1.69 | 1.69 | 1.69 | |
| | t _{N2} [mm] | 0.60 | 1.91 | 1.91 | 1.91 | 1.91 | 1.91 | 1.91 | 1.91 |
| | | 0.63 | 2.05 | 2.05 | 2.05 | 2.05 | 2.05 | 2.05 | 2.05 |
| | | 0.70 | 2.32 | 2.32 | 2.32 | 2.32 | 2.32 | 2.32 | 2.32 |
| | | ≥ 0.75 | 2.51 | 2.51 | 2.51 | 2.51 | 2.51 | 2.51 | 2.51 |
| N_{R,k} [kN] | 0.40 | 2.08 | 2.08 | 2.08 | 2.08 | 2.08 | 2.08 | 2.08 | |
| | 0.45 | 2.08 | 2.08 | 2.08 | 2.08 | 2.08 | 2.08 | 2.08 | |
| | 0.50 | 2.08 | 2.08 | 2.08 | 2.08 | 2.08 | 2.08 | 2.08 | |
| | 0.55 | 2.53 | 2.53 | 2.53 | 2.53 | 2.53 | 2.53 | 2.53 | |
| | t _{N1} [mm] | 0.60 | 2.97 | 2.97 | 2.97 | 2.97 | 2.97 | 2.97 | 2.97 |
| | | 0.63 | 3.24 | 3.24 | 3.24 | 3.24 | 3.24 | 3.24 | 3.24 |
| | | 0.70 | 3.99 | 3.99 | 3.99 | 3.99 | 3.99 | 3.99 | 3.99 |
| | | ≥ 0.75 | 4.53 | 4.53 | 4.53 | 4.53 | 4.53 | 4.53 | 4.53 |
| N_{R,II,k} [kN] | | 6.76 | 7.01 | 9.60 | 11.01 | 11.01 | 11.01 | 11.01 | |
| u [mm] | 40 | 3.0 | | | | | | | |
| | 60 | 4.5 | | | | | | | |
| | 80 | 6.0 | | | | | | | |
| t _I [mm] | ≥ 100 | 7.5 | | | | | | | |

Additional definitions

Self-drilling screw with sealing washer ≥ Ø 19 mm

SXC16-S19-5,8 x L, SXC16-L12-S19-5,8 x L

Annex 12

| | |
|--|---|
| | <p>Materials</p> <p>Fastener: Stainless steel A2 or A4 - EN ISO 3506</p> <p>Washer: Stainless steel A2 or A4 - EN ISO 3506 with EPDM-seal</p> <p>Component I: S280GD to S450GD - EN 10346</p> <p>Component II: S235 to S355 - EN 10025 S280GD to S450GD - EN 10346 HX300LAD to HX460LAD - EN 10346</p> |
| | <p>Drilling-capacity $\Sigma(t_{N1} + t_{N2} + t_{II}) \leq 6.00$ mm</p> |

| | | t_{II} [mm] | | | | | | |
|-------------------|---------------|-------------------|-------------------|-------------------|-------------------|-------------------|-------------------|-------------------|
| | | 1.50 | 1.75 | 2.00 | 2.50 | 3.00 | 4.00 | |
| $V_{R,k}$ [kN] | 0.40 | 0.81 ^a | 0.81 ^a | 0.81 ^a | 0.81 ^a | 0.81 ^a | 0.81 ^a | |
| | 0.45 | 0.98 ^a | 0.98 ^a | 0.98 ^a | 0.98 ^a | 0.98 ^a | 0.98 ^a | |
| | 0.50 | 1.14 ^a | 1.14 ^a | 1.14 ^a | 1.14 ^a | 1.14 ^a | 1.14 ^a | |
| | 0.55 | 1.29 ^a | 1.31 ^a | 1.32 ^a | 1.35 ^a | 1.38 ^a | 1.38 ^a | |
| | t_{N2} [mm] | 0.60 | 1.44 ^a | 1.47 ^a | 1.50 ^a | 1.56 ^a | 1.63 ^a | 1.63 ^a |
| | | 0.63 | 1.53 ^a | 1.57 ^a | 1.61 ^a | 1.69 ^a | 1.77 ^a | 1.77 ^a |
| | | 0.70 | 1.74 ^a | 1.80 ^a | 1.87 ^a | 1.99 ^a | 2.11 ^a | 2.11 ^a |
| | | ≥ 0.75 | 1.89 ^a | 1.97 ^a | 2.05 ^a | 2.20 ^a | 2.36 ^a | 2.36 ^a |
| $N_{R,k}$ [kN] | 0.40 | 1.15 ^a | 1.15 ^a | 1.15 ^a | 1.15 ^a | 1.15 ^a | 1.15 ^a | |
| | 0.45 | 1.34 ^a | 1.34 ^a | 1.34 ^a | 1.34 ^a | 1.34 ^a | 1.34 ^a | |
| | 0.50 | 1.52 ^a | 1.52 ^a | 1.52 ^a | 1.52 ^a | 1.52 ^a | 1.52 ^a | |
| | 0.55 | 1.88 | 1.91 ^a | 1.91 ^a | 1.91 ^a | 1.91 ^a | 1.91 ^a | |
| | t_{N1} [mm] | 0.60 | 1.88 | 2.31 | 2.31 ^a | 2.31 ^a | 2.31 ^a | 2.31 ^a |
| | | 0.63 | 1.88 | 2.38 | 2.55 ^a | 2.55 ^a | 2.55 ^a | 2.55 ^a |
| | | 0.70 | 1.88 | 2.38 | 2.87 | 3.10 ^a | 3.10 ^a | 3.10 ^a |
| | | ≥ 0.75 | 1.88 | 2.38 | 2.87 | 3.50 ^a | 3.50 ^a | 3.50 ^a |
| $N_{R,II,k}$ [kN] | | 1.88 | 2.38 | 2.87 | 4.34 | 5.81 | 7.28 | |
| u [mm] | 40 | 3.0 | | | | | | |
| | 60 | 4.5 | | | | | | |
| t_I [mm] | 80 | 6.0 | | | | | | |
| | ≥ 100 | 7.5 | | | | | | |

Additional definitions

Index ^a: For component I made of S320GD to S450GD the resistance value may be increased by 8.3%.

Self-drilling screw with sealing washer Ø 16 mm

SX5-S16-5,5 x L, SX5-L12-S16-5,5 x L

Annex 13

| | |
|--|---|
| | <p>Materials</p> <p>Fastener: Stainless steel A2 or A4 - EN ISO 3506</p> <p>Washer: Stainless steel A2 or A4 - EN ISO 3506 with EPDM-seal</p> <p>Component I: S280GD to S450GD - EN 10346</p> <p>Component II: S235 to S355 - EN 10025 S280GD to S450GD - EN 10346 HX300LAD to HX460LAD - EN 10346</p> |
| | <p>Drilling-capacity $\Sigma(t_{N1} + t_{N2} + t_{II}) \leq 6.00$ mm</p> |

| | | t_{II} [mm] | | | | | | |
|-------------------|---------------|-------------------|-------------------|-------------------|-------------------|-------------------|-------------------|-------------------|
| | | 1.50 | 1.75 | 2.00 | 2.50 | 3.00 | 4.00 | |
| $V_{R,k}$ [kN] | 0.40 | 0.81 ^a | 0.81 ^a | 0.81 ^a | 0.81 ^a | 0.81 ^a | 0.81 ^a | |
| | 0.45 | 0.98 ^a | 0.98 ^a | 0.98 ^a | 0.98 ^a | 0.98 ^a | 0.98 ^a | |
| | 0.50 | 1.14 ^a | 1.14 ^a | 1.14 ^a | 1.14 ^a | 1.14 ^a | 1.14 ^a | |
| | 0.55 | 1.29 ^a | 1.31 ^a | 1.32 ^a | 1.35 ^a | 1.38 ^a | 1.38 ^a | |
| | t_{N2} [mm] | 0.60 | 1.44 ^a | 1.47 ^a | 1.50 ^a | 1.56 ^a | 1.63 ^a | 1.63 ^a |
| | | 0.63 | 1.53 ^a | 1.57 ^a | 1.61 ^a | 1.69 ^a | 1.77 ^a | 1.77 ^a |
| | | 0.70 | 1.74 ^a | 1.80 ^a | 1.87 ^a | 1.99 ^a | 2.11 ^a | 2.11 ^a |
| | ≥ 0.75 | 1.89 ^a | 1.97 ^a | 2.05 ^a | 2.20 ^a | 2.36 ^a | 2.36 ^a | |
| $N_{R,k}$ [kN] | 0.40 | 1.43 ^a | 1.43 ^a | 1.43 ^a | 1.43 ^a | 1.43 ^a | 1.43 ^a | |
| | 0.45 | 1.65 ^a | 1.65 ^a | 1.65 ^a | 1.65 ^a | 1.65 ^a | 1.65 ^a | |
| | 0.50 | 1.87 | 1.87 ^a | 1.87 ^a | 1.87 ^a | 1.87 ^a | 1.87 ^a | |
| | 0.55 | 1.88 | 2.36 | 2.36 ^a | 2.36 ^a | 2.36 ^a | 2.36 ^a | |
| | t_{N1} [mm] | 0.60 | 1.88 | 2.38 | 2.38 ^a | 2.38 ^a | 2.38 ^a | 2.38 ^a |
| | | 0.63 | 1.88 | 2.38 | 2.87 | 3.14 ^a | 3.14 ^a | 3.14 ^a |
| | | 0.70 | 1.88 | 2.38 | 2.87 | 3.82 | 3.82 | 3.82 |
| | ≥ 0.75 | 1.88 | 2.38 | 2.87 | 4.31 | 4.31 | 4.31 | |
| $N_{R,II,k}$ [kN] | | 1.88 | 2.38 | 2.87 | 4.34 | 5.81 | 7.28 | |
| u [mm] | 40 | 3.0 | | | | | | |
| | 60 | 4.5 | | | | | | |
| t_I [mm] | 80 | 6.0 | | | | | | |
| | ≥ 100 | 7.5 | | | | | | |

Additional definitions

Index ^a: For component I made of S320GD to S450GD the resistance value may be increased by 8.3%.

Self-drilling screw with sealing washer $\geq \text{Ø } 19$ mm

SX5-S19-5,5 x L, SX5-L12-S19-5,5 x L

Annex 14

| | |
|--|---|
| | <p>Materials</p> <p>Fastener: Stainless steel A2 or A4 - EN ISO 3506</p> <p>Washer: Stainless steel A2 or A4 - EN ISO 3506 with EPDM-seal</p> <p>Component I: S280GD to S450GD - EN 10346</p> <p>Component II: S235 to S355 - EN 10025 S280GD to S450GD - EN 10346 HX300LAD to HX460LAD - EN 10346</p> |
| | <p>Drilling-capacity $\Sigma(t_{N1} + t_{N2} + t_{li}) \leq 14.00$ mm</p> |

| | | t _{li} [mm] | | | | | | |
|--------------------------|----------------------|----------------------|-------------------|-------------------|-------------------|-------------------|-------------------|-------------------|
| | | 4.00 | 5.00 | 6.00 | 8.00 | 10.00 | 12.00 | |
| V _{R,k} [kN] | 0.40 | 0.86 ^a | 0.86 ^a | 0.86 ^a | 0.86 ^a | 0.86 ^a | 0.86 ^a | |
| | 0.45 | 1.02 ^a | 1.02 ^a | 1.02 ^a | 1.02 ^a | 1.02 ^a | 1.02 ^a | |
| | 0.50 | 1.18 ^a | 1.18 ^a | 1.18 ^a | 1.18 ^a | 1.18 ^a | 1.18 ^a | |
| | 0.55 | 1.32 ^a | 1.32 ^a | 1.32 ^a | 1.32 ^a | 1.32 ^a | 1.32 ^a | |
| | t _{N2} [mm] | 0.60 | 1.45 ^a | 1.45 ^a | 1.45 ^a | 1.45 ^a | 1.45 ^a | 1.45 ^a |
| | | 0.63 | 1.52 ^a | 1.52 ^a | 1.52 ^a | 1.52 ^a | 1.52 ^a | 1.52 ^a |
| | | 0.70 | 1.91 ^a | 1.91 ^a | 1.91 ^a | 1.91 ^a | 1.91 ^a | 1.91 ^a |
| | | ≥ 0.75 | 2.18 ^a | 2.18 ^a | 2.18 ^a | 2.18 ^a | 2.18 ^a | 2.18 ^a |
| N _{R,k} [kN] | 0.40 | 1.16 ^a | 1.16 ^a | 1.16 ^a | 1.16 ^a | 1.16 ^a | 1.16 ^a | |
| | 0.45 | 1.41 ^a | 1.41 ^a | 1.41 ^a | 1.41 ^a | 1.41 ^a | 1.41 ^a | |
| | 0.50 | 1.65 ^a | 1.65 ^a | 1.65 ^a | 1.65 ^a | 1.65 ^a | 1.65 ^a | |
| | 0.55 | 1.96 ^a | 1.96 ^a | 1.96 ^a | 1.96 ^a | 1.96 ^a | 1.96 ^a | |
| | t _{N1} [mm] | 0.60 | 2.25 ^a | 2.25 ^a | 2.25 ^a | 2.25 ^a | 2.25 ^a | 2.25 ^a |
| | | 0.63 | 2.43 ^a | 2.43 ^a | 2.43 ^a | 2.43 ^a | 2.43 ^a | 2.43 ^a |
| | | 0.70 | 2.89 ^a | 2.89 ^a | 2.89 ^a | 2.89 ^a | 2.89 ^a | 2.89 ^a |
| | | ≥ 0.75 | 3.21 ^a | 3.21 ^a | 3.21 ^a | 3.21 ^a | 3.21 ^a | 3.21 ^a |
| N _{R,II,k} [kN] | 4.97 | 6.41 | 7.84 | 10.71 | 10.71 | 10.71 | | |
| u [mm] | 40 | 3.0 | | | | | | |
| | 60 | 4.5 | | | | | | |
| t _i [mm] | 80 | 6.0 | | | | | | |
| | ≥ 100 | 7.5 | | | | | | |

Additional definitions

Index ^a: For component I made of S320GD to S450GD the resistance value may be increased by 8.3%.

Self-drilling screw with sealing washer Ø 16 mm

SX14-S16-5,5 x L, SX14-L12-S16-5,5 x L

Annex 15

| | |
|--|---|
| | <p>Materials</p> <p>Fastener: Stainless steel A2 or A4 - EN ISO 3506</p> <p>Washer: Stainless steel A2 or A4 - EN ISO 3506 with EPDM-seal</p> <p>Component I: S280GD to S450GD - EN 10346</p> <p>Component II: S235 to S355 - EN 10025 S280GD to S450GD - EN 10346 HX300LAD to HX460LAD - EN 10346</p> |
| | <p>Drilling-capacity $\Sigma(t_{N1} + t_{N2} + t_{II}) \leq 14.00$ mm</p> |

| | | t _{II} [mm] | | | | | | |
|--------------------------|----------------------|----------------------|-------------------|-------------------|-------------------|-------------------|-------------------|-------------------|
| | | 4.00 | 5.00 | 6.00 | 8.00 | 10.00 | 12.00 | |
| V _{R,k} [kN] | 0.40 | 0.86 ^a | 0.86 ^a | 0.86 ^a | 0.86 ^a | 0.86 ^a | 0.86 ^a | |
| | 0.45 | 1.02 ^a | 1.02 ^a | 1.02 ^a | 1.02 ^a | 1.02 ^a | 1.02 ^a | |
| | 0.50 | 1.18 ^a | 1.18 ^a | 1.18 ^a | 1.18 ^a | 1.18 ^a | 1.18 ^a | |
| | 0.55 | 1.32 ^a | 1.32 ^a | 1.32 ^a | 1.32 ^a | 1.32 ^a | 1.32 ^a | |
| | t _{N2} [mm] | 0.60 | 1.45 ^a | 1.45 ^a | 1.45 ^a | 1.45 ^a | 1.45 ^a | 1.45 ^a |
| | | 0.63 | 1.52 ^a | 1.52 ^a | 1.52 ^a | 1.52 ^a | 1.52 ^a | 1.52 ^a |
| | | 0.70 | 1.91 ^a | 1.91 ^a | 1.91 ^a | 1.91 ^a | 1.91 ^a | 1.91 ^a |
| | | ≥ 0.75 | 2.18 ^a | 2.18 ^a | 2.18 ^a | 2.18 ^a | 2.18 ^a | 2.18 ^a |
| N _{R,k} [kN] | 0.40 | 1.24 ^a | 1.24 ^a | 1.24 ^a | 1.24 ^a | 1.24 ^a | 1.24 ^a | |
| | 0.45 | 1.64 ^a | 1.64 ^a | 1.64 ^a | 1.64 ^a | 1.64 ^a | 1.64 ^a | |
| | 0.50 | 2.04 ^a | 2.04 ^a | 2.04 ^a | 2.04 ^a | 2.04 ^a | 2.04 ^a | |
| | 0.55 | 2.34 ^a | 2.34 ^a | 2.34 ^a | 2.34 ^a | 2.34 ^a | 2.34 ^a | |
| | t _{N1} [mm] | 0.60 | 2.64 ^a | 2.64 ^a | 2.64 ^a | 2.64 ^a | 2.64 ^a | 2.64 ^a |
| | | 0.63 | 2.82 ^a | 2.82 ^a | 2.82 ^a | 2.82 ^a | 2.82 ^a | 2.82 ^a |
| | | 0.70 | 3.23 ^a | 3.23 ^a | 3.23 ^a | 3.23 ^a | 3.23 ^a | 3.23 ^a |
| | | ≥ 0.75 | 3.52 ^a | 3.52 ^a | 3.52 ^a | 3.52 ^a | 3.52 ^a | 3.52 ^a |
| N _{R,II,k} [kN] | 4.97 | 6.41 | 7.84 | 10.71 | 10.71 | 10.71 | | |
| u [mm] | 40 | 3.0 | | | | | | |
| | 60 | 4.5 | | | | | | |
| t _I [mm] | 80 | 6.0 | | | | | | |
| | ≥ 100 | 7.5 | | | | | | |

Additional definitions

Index ^a: For component I made of S320GD to S450GD the resistance value may be increased by 8.3%.

Self-drilling screw with sealing washer ≥ Ø 19 mm

SX14-S19-5,5 x L, SX14-L12-S19-5,5 x L

Annex 16

| | |
|--|---|
| | <p>Materials</p> <p>Fastener: Stainless steel A2, A4 or 1.4547 - EN ISO 3506</p> <p>Washer: Stainless steel A2 or A4 - EN ISO 3506 with EPDM-seal</p> <p>Component I: S280GD to S450GD - EN 10346</p> <p>Component II: S235 to S355 - EN 10025 S280GD to S450GD - EN 10346 HX300LAD to HX460LAD - EN 10346</p> |
| | <p>Drilling-capacity -</p> |

| | t_{II} [mm] | | | | | | | | | | |
|----------------------------|---------------|------|------|------|------|-------|-------|-------|----------------------|-------|------|
| | 1.50 | 2.00 | 2.50 | 3.00 | 4.00 | 6.00 | 8.00 | 10.00 | > 10.00 ^a | | |
| d_{pd} [mm] ^b | 5.00 | 5.30 | | | | 5.50 | 5.70 | | | | 5.80 |
| $V_{R,k}$ [kN] | 0.40 | 1.07 | 1.07 | 1.07 | 1.07 | 1.07 | 1.07 | 1.07 | 1.07 | 1.07 | |
| | 0.45 | 1.07 | 1.07 | 1.07 | 1.07 | 1.07 | 1.07 | 1.07 | 1.07 | 1.07 | |
| | 0.50 | 1.07 | 1.07 | 1.07 | 1.07 | 1.07 | 1.07 | 1.07 | 1.07 | 1.07 | |
| | 0.55 | 1.37 | 1.37 | 1.37 | 1.37 | 1.37 | 1.37 | 1.37 | 1.37 | 1.37 | |
| | t_{N2} [mm] | 0.60 | 1.66 | 1.66 | 1.66 | 1.66 | 1.66 | 1.66 | 1.66 | 1.66 | 1.66 |
| | | 0.63 | 1.84 | 1.84 | 1.84 | 1.84 | 1.84 | 1.84 | 1.84 | 1.84 | 1.84 |
| | | 0.70 | 2.25 | 2.25 | 2.25 | 2.25 | 2.25 | 2.25 | 2.25 | 2.25 | 2.25 |
| ≥ 0.75 | 2.55 | 2.55 | 2.55 | 2.55 | 2.55 | 2.55 | 2.55 | 2.55 | 2.55 | 2.55 | |
| $N_{R,k}$ [kN] | 0.40 | 1.68 | 1.68 | 1.68 | 1.68 | 1.68 | 1.68 | 1.68 | 1.68 | 1.68 | |
| | 0.45 | 1.85 | 1.85 | 1.85 | 1.85 | 1.85 | 1.85 | 1.85 | 1.85 | 1.85 | |
| | 0.50 | 2.01 | 2.01 | 2.01 | 2.01 | 2.01 | 2.01 | 2.01 | 2.01 | 2.01 | |
| | 0.55 | 2.39 | 2.39 | 2.39 | 2.39 | 2.39 | 2.39 | 2.39 | 2.39 | 2.39 | |
| | t_{N1} [mm] | 0.60 | 2.57 | 2.77 | 2.77 | 2.77 | 2.77 | 2.77 | 2.77 | 2.77 | 2.77 |
| | | 0.63 | 2.57 | 3.01 | 3.01 | 3.01 | 3.01 | 3.01 | 3.01 | 3.01 | 3.01 |
| | | 0.70 | 2.57 | 3.44 | 3.55 | 3.55 | 3.55 | 3.55 | 3.55 | 3.55 | 3.55 |
| ≥ 0.75 | 2.57 | 3.44 | 3.93 | 3.93 | 3.93 | 3.93 | 3.93 | 3.93 | 3.93 | 3.93 | |
| $N_{R,II,k}$ [kN] | 2.57 | 3.44 | 4.96 | 6.48 | 9.19 | 12.22 | 15.24 | 15.24 | 15.24 | 15.24 | |
| u [mm] | 40 | 3.0 | | | | | | | | | |
| | 60 | 4.5 | | | | | | | | | |
| t_I [mm] | 80 | 6.0 | | | | | | | | | |
| | ≥ 100 | 7.5 | | | | | | | | | |

Additional definitions

Index ^a: Only valid for component II made of S235, S280GD or HX300LAD.

Index ^b: The pre-drill diameter d_{pd} for not indicated thicknesses t_{II} is defined as follows:

$$d_{pd} = 5.3 \text{ mm for } t_{II} = 1.6 - 4.0 \text{ mm, } d_{pd} = 5.5 \text{ mm for } t_{II} = 4.1 - 6.0 \text{ mm, } d_{pd} = 5.7 \text{ mm for } t_{II} = 6.1 - 10.0 \text{ mm}$$

Self-tapping screw with sealing washer Ø 16 mm

TDB-S-S16-6,3 x L

Annex 17

| | |
|--|---|
| | <p>Materials</p> <p>Fastener: Stainless steel A2, A4 or 1.4547 - EN ISO 3506</p> <p>Washer: Stainless steel A2 or A4 - EN ISO 3506 with EPDM-seal</p> <p>Component I: S280GD to S450GD - EN 10346</p> <p>Component II: S235 to S355 - EN 10025 S280GD to S450GD - EN 10346 HX300LAD to HX460LAD - EN 10346</p> |
| | <p>Drilling-capacity -</p> |

| | t_{II} [mm] | | | | | | | | | | |
|----------------------------|---------------|------|------|------|------|-------|-------|-------|----------------------|-------|------|
| | 1.50 | 2.00 | 2.50 | 3.00 | 4.00 | 6.00 | 8.00 | 10.00 | > 10.00 ^a | | |
| d_{pd} [mm] ^b | 5.00 | 5.30 | | | | 5.50 | 5.70 | | | | 5.80 |
| $V_{R,k}$ [kN] | 0.40 | 1.07 | 1.07 | 1.07 | 1.07 | 1.07 | 1.07 | 1.07 | 1.07 | 1.07 | |
| | 0.45 | 1.07 | 1.07 | 1.07 | 1.07 | 1.07 | 1.07 | 1.07 | 1.07 | 1.07 | |
| | 0.50 | 1.07 | 1.07 | 1.07 | 1.07 | 1.07 | 1.07 | 1.07 | 1.07 | 1.07 | |
| | 0.55 | 1.37 | 1.37 | 1.37 | 1.37 | 1.37 | 1.37 | 1.37 | 1.37 | 1.37 | |
| | t_{N2} [mm] | 0.60 | 1.66 | 1.66 | 1.66 | 1.66 | 1.66 | 1.66 | 1.66 | 1.66 | 1.66 |
| | | 0.63 | 1.84 | 1.84 | 1.84 | 1.84 | 1.84 | 1.84 | 1.84 | 1.84 | 1.84 |
| | | 0.70 | 2.25 | 2.25 | 2.25 | 2.25 | 2.25 | 2.25 | 2.25 | 2.25 | 2.25 |
| ≥ 0.75 | 2.55 | 2.55 | 2.55 | 2.55 | 2.55 | 2.55 | 2.55 | 2.55 | 2.55 | 2.55 | |
| $N_{R,k}$ [kN] | 0.40 | 1.75 | 1.75 | 1.75 | 1.75 | 1.75 | 1.75 | 1.75 | 1.75 | 1.75 | |
| | 0.45 | 2.00 | 2.00 | 2.00 | 2.00 | 2.00 | 2.00 | 2.00 | 2.00 | 2.00 | |
| | 0.50 | 2.25 | 2.25 | 2.25 | 2.25 | 2.25 | 2.25 | 2.25 | 2.25 | 2.25 | |
| | 0.55 | 2.57 | 2.72 | 2.72 | 2.72 | 2.72 | 2.72 | 2.72 | 2.72 | 2.72 | |
| | t_{N1} [mm] | 0.60 | 2.57 | 3.19 | 3.19 | 3.19 | 3.19 | 3.19 | 3.19 | 3.19 | 3.19 |
| | | 0.63 | 2.57 | 3.44 | 3.48 | 3.48 | 3.48 | 3.48 | 3.48 | 3.48 | 3.48 |
| | | 0.70 | 2.57 | 3.44 | 4.13 | 4.13 | 4.13 | 4.13 | 4.13 | 4.13 | 4.13 |
| ≥ 0.75 | 2.57 | 3.44 | 4.61 | 4.61 | 4.61 | 4.61 | 4.61 | 4.61 | 4.61 | 4.61 | |
| $N_{R,II,k}$ [kN] | 2.57 | 3.44 | 4.96 | 6.48 | 9.19 | 12.22 | 15.24 | 15.24 | 15.24 | 15.24 | |
| u [mm] | 40 | 3.0 | | | | | | | | | |
| | 60 | 4.5 | | | | | | | | | |
| t_I [mm] | 80 | 6.0 | | | | | | | | | |
| | ≥ 100 | 7.5 | | | | | | | | | |

Additional definitions

Index ^a: Only valid for component II made of S235, S280GD or HX300LAD.

Index ^b: The pre-drill diameter d_{pd} for not indicated thicknesses t_{II} is defined as follows:

$d_{pd} = 5.3$ mm for $t_{II} = 1.6 - 4.0$ mm, $d_{pd} = 5.5$ mm for $t_{II} = 4.1 - 6.0$ mm, $d_{pd} = 5.7$ mm for $t_{II} = 6.1 - 10.0$ mm

Self-tapping screw with sealing washer ≥ Ø 19 mm

TDB-S-S19-6,3 x L

Annex 18

| | |
|--|---|
| | <p>Materials</p> <p>Fastener: Stainless steel A2 or A4 - EN ISO 3506</p> <p>Washer: Stainless steel A2 or A4 - EN ISO 3506 with EPDM-seal</p> <p>Component I: S280GD to S450GD - EN 10346</p> <p>Component II: Timber (coniferous timber) - EN 14081</p> |
| | <p>Drilling-capacity $\Sigma(t_{N1} + t_{N2}) \leq 2.00$ mm</p> |
| | <p>Characteristics</p> <p>$M_{y,Rk} = 12.1$ Nm</p> <p>$f_{ax,k} = 13.2$ N/mm² ($l_{ef} = 35$ mm, $\rho_a = 350$ kg/m³)</p> |

| | | l_{ef} [mm] | | | | | | |
|-------------------------------------|---------------|---------------|------|------|------|------|------------------------------------|------|
| | | 35 | 45 | 55 | 65 | 75 | | |
| $V_{R,k}$ [kN] | 0.40 | 0.81 | 0.81 | 0.81 | 0.81 | 0.81 | $V_{R,i,k}$ [kN] | |
| | 0.45 | 0.98 | 0.98 | 0.98 | 0.98 | 0.98 | | |
| | 0.50 | 1.15 | 1.15 | 1.15 | 1.15 | 1.15 | | |
| | 0.55 | 1.24 | 1.24 | 1.24 | 1.24 | 1.24 | | |
| | t_{N2} [mm] | 0.60 | 1.33 | 1.33 | 1.33 | 1.33 | | 1.33 |
| | | 0.63 | 1.39 | 1.39 | 1.39 | 1.39 | | 1.39 |
| | | 0.70 | 1.51 | 1.51 | 1.51 | 1.51 | | 1.51 |
| | | ≥ 0.75 | 1.61 | 1.61 | 1.61 | 1.61 | | 1.61 |
| $N_{R,k}$ [kN] | 0.40 | 1.56 | 1.56 | 1.56 | 1.56 | 1.56 | $N_{R,i,k}$ [kN] | |
| | 0.45 | 1.61 | 1.61 | 1.61 | 1.61 | 1.61 | | |
| | 0.50 | 1.66 | 1.66 | 1.66 | 1.66 | 1.66 | | |
| | 0.55 | 1.96 | 1.96 | 1.96 | 1.96 | 1.96 | | |
| | t_{N1} [mm] | 0.60 | 2.26 | 2.26 | 2.26 | 2.26 | | 2.26 |
| | | 0.63 | 2.45 | 2.45 | 2.45 | 2.45 | | 2.45 |
| | | 0.70 | 2.70 | 2.87 | 2.87 | 2.87 | | 2.87 |
| | | ≥ 0.75 | 2.70 | 3.18 | 3.18 | 3.18 | | 3.18 |
| $N_{R,II,k}$ [kN] | | 2.70 | 3.47 | 4.25 | 5.02 | 5.79 | | |
| u [mm] | 40 | 3.0 | | | | | | |
| | 60 | 4.5 | | | | | | |
| t_i [mm] | 80 | 6.0 | | | | | | |
| | ≥ 100 | 7.5 | | | | | | |

Additional definitions

The indicated resistance values $N_{R,k}$ (and $N_{R,II,k}$) applies to component II with $k_{mod} = 0.9$ and $\rho_k = 350$ kg/m³. $N_{R,k}$ for other k_{mod} or ρ_k can be determined as follows: $N_{R,k}(k_{mod}, \rho_k) = \min \left\{ N_{R,i,k} \mid N_{R,II,k} * \frac{k_{mod}}{0.9} * \frac{\rho_k}{350} \right\}$.

Self-drilling screw with sealing washer Ø 16 mm

SXCW-S16-6,5 x L, SXCW-L12-S16-6,5 x L

Annex 19

| | |
|--|---|
| | <p>Materials</p> <p>Fastener: Stainless steel A2 or A4 - EN ISO 3506</p> <p>Washer: Stainless steel A2 or A4 - EN ISO 3506 with EPDM-seal</p> <p>Component I: S280GD to S450GD - EN 10346</p> <p>Component II: Timber (coniferous timber) - EN 14081</p> |
| | <p>Drilling-capacity $\Sigma(t_{N1} + t_{N2}) \leq 2.00 \text{ mm}$</p> |
| | <p>Characteristics</p> <p>$M_{y,Rk} = 12.1 \text{ Nm}$</p> <p>$f_{ax,k} = 13.2 \text{ N/mm}^2$ ($l_{ef} = 35 \text{ mm}$, $\rho_a = 350 \text{ kg/m}^3$)</p> |

| | | $l_{ef} \text{ [mm]}$ | | | | | | | |
|---------------------------|-----------------------|-----------------------|------|------|------|------|--------------------------|------|------|
| | | 35 | 45 | 55 | 65 | 75 | | | |
| $V_{R,k} \text{ [kN]}$ | 0.40 | 0.81 | 0.81 | 0.81 | 0.81 | 0.81 | $V_{R,i,k} \text{ [kN]}$ | 0.81 | |
| | 0.45 | 0.98 | 0.98 | 0.98 | 0.98 | 0.98 | | 0.98 | |
| | 0.50 | 1.15 | 1.15 | 1.15 | 1.15 | 1.15 | | 1.15 | |
| | 0.55 | 1.24 | 1.24 | 1.24 | 1.24 | 1.24 | | 1.24 | |
| | $t_{N2} \text{ [mm]}$ | 0.60 | 1.33 | 1.33 | 1.33 | 1.33 | | 1.33 | 1.33 |
| | 0.63 | 1.39 | 1.39 | 1.39 | 1.39 | 1.39 | | 1.39 | 1.39 |
| | 0.70 | 1.51 | 1.51 | 1.51 | 1.51 | 1.51 | | 1.51 | 1.51 |
| | ≥ 0.75 | 1.61 | 1.61 | 1.61 | 1.61 | 1.61 | | 1.61 | 1.61 |
| $N_{R,k} \text{ [kN]}$ | 0.40 | 1.62 | 1.62 | 1.62 | 1.62 | 1.62 | $N_{R,i,k} \text{ [kN]}$ | 1.62 | |
| | 0.45 | 1.86 | 1.86 | 1.86 | 1.86 | 1.86 | | 1.86 | |
| | 0.50 | 2.10 | 2.10 | 2.10 | 2.10 | 2.10 | | 2.10 | |
| | 0.55 | 2.37 | 2.37 | 2.37 | 2.37 | 2.37 | | 2.37 | |
| | $t_{N1} \text{ [mm]}$ | 0.60 | 2.64 | 2.64 | 2.64 | 2.64 | | 2.64 | 2.64 |
| | 0.63 | 2.70 | 2.81 | 2.81 | 2.81 | 2.81 | | 2.81 | 2.81 |
| | 0.70 | 2.70 | 3.18 | 3.18 | 3.18 | 3.18 | | 3.18 | 3.18 |
| | ≥ 0.75 | 2.70 | 3.46 | 3.46 | 3.46 | 3.46 | | 3.46 | 3.46 |
| $N_{R,II,k} \text{ [kN]}$ | | 2.70 | 3.47 | 4.25 | 5.02 | 5.79 | | | |
| $u \text{ [mm]}$ | 40 | | | | | | | | 3.0 |
| | 60 | | | | | | | | 4.5 |
| $t_i \text{ [mm]}$ | 80 | | | | | | | | 6.0 |
| | ≥ 100 | | | | | | | | 7.5 |

Additional definitions

The indicated resistance values $N_{R,k}$ (and $N_{R,II,k}$) applies to component II with $k_{mod} = 0.9$ and $\rho_k = 350 \text{ kg/m}^3$. $N_{R,k}$ for other k_{mod} or ρ_k can be determined as follows: $N_{R,k}(k_{mod}, \rho_k) = \min \left\{ N_{R,i,k} \mid N_{R,II,k} * \frac{k_{mod}}{0.9} * \frac{\rho_k}{350} \right\}$.

Self-drilling screw with sealing washer $\geq \text{Ø } 19 \text{ mm}$

SXCW-S19-6,5 x L, SXCW-L12-S19-6,5 x L

Annex 20

| | |
|--|---|
| | <p>Materials</p> <p>Fastener: Stainless steel A2 or A4 - EN ISO 3506</p> <p>Washer: Stainless steel A2 or A4 - EN ISO 3506 with EPDM-seal</p> <p>Component I: S280GD to S450GD - EN 10346</p> <p>Component II: Timber (coniferous timber) - EN 14081</p> |
| | <p>Drilling-capacity $\Sigma(t_{N1} + t_{N2}) \leq 2.00$ mm</p> |
| | <p>Characteristics</p> <p>$M_{y,Rk} = 10.2$ Nm</p> <p>$f_{ax,k} = 18.2$ N/mm² ($l_{ef} = 27$ mm, $\rho_a = 350$ kg/m³)</p> |

| | | l_p [mm] | | | | | | | |
|-------------------|---------------|-------------|------|------|------|------|------------------|------|------|
| | | 35 | 45 | 55 | 65 | 75 | | | |
| $V_{R,k}$ [kN] | 0.40 | 0.92 | 0.92 | 0.92 | 0.92 | 0.92 | $V_{R,i,k}$ [kN] | 0.92 | |
| | 0.45 | 1.02 | 1.02 | 1.02 | 1.02 | 1.02 | | 1.02 | |
| | 0.50 | 1.11 | 1.11 | 1.11 | 1.11 | 1.11 | | 1.11 | |
| | 0.55 | 1.22 | 1.22 | 1.22 | 1.22 | 1.22 | | 1.22 | |
| | t_{N2} [mm] | 0.60 | 1.33 | 1.33 | 1.33 | 1.33 | | 1.33 | 1.33 |
| | | 0.63 | 1.40 | 1.40 | 1.40 | 1.40 | | 1.40 | 1.40 |
| | | 0.70 | 1.41 | 1.41 | 1.41 | 1.41 | | 1.41 | 1.41 |
| | | ≥ 0.75 | 1.42 | 1.42 | 1.42 | 1.42 | | 1.42 | 1.42 |
| $N_{R,k}$ [kN] | 0.40 | 1.73 | 1.73 | 1.73 | 1.73 | 1.73 | $N_{R,i,k}$ [kN] | 1.73 | |
| | 0.45 | 1.92 | 1.92 | 1.92 | 1.92 | 1.92 | | 1.92 | |
| | 0.50 | 2.11 | 2.11 | 2.11 | 2.11 | 2.11 | | 2.11 | |
| | 0.55 | 2.58 | 2.58 | 2.58 | 2.58 | 2.58 | | 2.58 | |
| | t_{N1} [mm] | 0.60 | 3.01 | 3.04 | 3.04 | 3.04 | | 3.04 | 3.04 |
| | | 0.63 | 3.01 | 3.32 | 3.32 | 3.32 | | 3.32 | 3.32 |
| | | 0.70 | 3.01 | 3.82 | 3.82 | 3.82 | | 3.82 | 3.82 |
| | | ≥ 0.75 | 3.01 | 4.12 | 4.17 | 4.17 | | 4.17 | 4.17 |
| $N_{R,II,k}$ [kN] | | 3.01 | 4.12 | 5.23 | 6.35 | 7.46 | | | |
| u [mm] | 40 | | | | | | | | 3.0 |
| | 60 | | | | | | | | 4.5 |
| t_i [mm] | 80 | | | | | | | | 6.0 |
| | ≥ 100 | | | | | | | | 7.5 |

Additional definitions

The fastening screw is to be use without pre-drilling of the connection.

The indicated resistance values $N_{R,k}$ (and $N_{R,II,k}$) applies to component II with $k_{mod} = 0.9$ and $\rho_k = 350$ kg/m³. $N_{R,k}$ for other k_{mod} or ρ_k can be determined as follows: $N_{R,k}(k_{mod}, \rho_k) = \min \left\{ N_{R,i,k} \mid N_{R,II,k} * \frac{k_{mod}}{0.9} * \frac{\rho_k}{350} \right\}$.

Self-drilling screw with sealing washer Ø 16 mm

CXCW-S16-6,8 x L, CXCW-L12-S16-6,8 x L

Annex 21

| | |
|--|---|
| | <p>Materials</p> <p>Fastener: Stainless steel A2 or A4 - EN ISO 3506</p> <p>Washer: Stainless steel A2 or A4 - EN ISO 3506 with EPDM-seal</p> <p>Component I: S280GD to S450GD - EN 10346</p> <p>Component II: Timber (coniferous timber) - EN 14081</p> |
| | <p>Drilling-capacity $\Sigma(t_{N1} + t_{N2}) \leq 2.00 \text{ mm}$</p> |
| | <p>Characteristics</p> <p>$M_{y,Rk} = 10.2 \text{ Nm}$</p> <p>$f_{ax,k} = 18.2 \text{ N/mm}^2$ ($l_{ef} = 27 \text{ mm}$, $\rho_a = 350 \text{ kg/m}^3$)</p> |

| | | l_p [mm] | | | | | | | |
|-------------------|---------------|------------|------|------|------|------|------------------|------|------|
| | | 35 | 45 | 55 | 65 | 75 | | | |
| $V_{R,k}$ [kN] | 0.40 | 0.92 | 0.92 | 0.92 | 0.92 | 0.92 | $V_{R,i,k}$ [kN] | 0.92 | |
| | 0.45 | 1.02 | 1.02 | 1.02 | 1.02 | 1.02 | | 1.02 | |
| | 0.50 | 1.11 | 1.11 | 1.11 | 1.11 | 1.11 | | 1.11 | |
| | 0.55 | 1.22 | 1.22 | 1.22 | 1.22 | 1.22 | | 1.22 | |
| | t_{N2} [mm] | 0.60 | 1.33 | 1.33 | 1.33 | 1.33 | | 1.33 | 1.33 |
| | 0.63 | 1.40 | 1.40 | 1.40 | 1.40 | 1.40 | | 1.40 | 1.40 |
| | 0.70 | 1.41 | 1.41 | 1.41 | 1.41 | 1.41 | | 1.41 | 1.41 |
| | ≥ 0.75 | 1.42 | 1.42 | 1.42 | 1.42 | 1.42 | | 1.42 | 1.42 |
| $N_{R,k}$ [kN] | 0.40 | 2.08 | 2.08 | 2.08 | 2.08 | 2.08 | $N_{R,i,k}$ [kN] | 2.08 | |
| | 0.45 | 2.08 | 2.08 | 2.08 | 2.08 | 2.08 | | 2.08 | |
| | 0.50 | 2.08 | 2.08 | 2.08 | 2.08 | 2.08 | | 2.08 | |
| | 0.55 | 2.53 | 2.53 | 2.53 | 2.53 | 2.53 | | 2.53 | |
| | t_{N1} [mm] | 0.60 | 2.97 | 2.97 | 2.97 | 2.97 | | 2.97 | 2.97 |
| | 0.63 | 3.01 | 3.24 | 3.24 | 3.24 | 3.24 | | 3.24 | 3.24 |
| | 0.70 | 3.01 | 3.99 | 3.99 | 3.99 | 3.99 | | 3.99 | 3.99 |
| | ≥ 0.75 | 3.01 | 4.12 | 4.53 | 4.53 | 4.53 | | 4.53 | 4.53 |
| $N_{R,II,k}$ [kN] | | 3.01 | 4.12 | 5.23 | 6.35 | 7.46 | | | |
| u [mm] | 40 | | | | | | 3.0 | | |
| | 60 | | | | | | 4.5 | | |
| t_i [mm] | 80 | | | | | | 6.0 | | |
| | ≥ 100 | | | | | | 7.5 | | |

Additional definitions

The fastening screw is to be use without pre-drilling of the connection.

The indicated resistance values $N_{R,k}$ (and $N_{R,II,k}$) applies to component II with $k_{mod} = 0.9$ and $\rho_k = 350 \text{ kg/m}^3$. $N_{R,k}$ for other k_{mod} or ρ_k can be determined as follows: $N_{R,k}(k_{mod}, \rho_k) = \min \left\{ N_{R,i,k} \mid N_{R,II,k} * \frac{k_{mod}}{0.9} * \frac{\rho_k}{350} \right\}$.

Self-drilling screw with sealing washer $\geq \text{Ø } 19 \text{ mm}$

CXCW-S19-6,8 x L, CXCW-L12-S19-6,8 x L

Annex 22

| | |
|--|---|
| | <p>Materials</p> <p>Fastener: Stainless steel A2 or A4 - EN ISO 3506</p> <p>Washer: Stainless steel A2 or A4 - EN ISO 3506 with EPDM-seal</p> <p>Component I: S280GD to S450GD - EN 10346</p> <p>Component II: Timber (coniferous timber) - EN 14081</p> |
| | <p>Drilling-capacity $\Sigma(t_{N1} + t_{N2}) \leq 2.00 \text{ mm}$</p> |
| | <p>Characteristics</p> <p>$M_{y,Rk} = 11.2 \text{ Nm}$</p> <p>$f_{ax,k} = 10.4 \text{ N/mm}^2$ ($l_{ef} = 35 \text{ mm}$, $\rho_a = 350 \text{ kg/m}^3$)</p> |

| | | $l_{ef} \text{ [mm]}$ | | | | | | | |
|---------------------------|-----------------------|-----------------------|------|------|------|------|--------------------------|------|------|
| | | 35 | 45 | 55 | 65 | 75 | | | |
| $V_{R,k} \text{ [kN]}$ | 0.40 | 0.81 | 0.81 | 0.81 | 0.81 | 0.81 | $V_{R,i,k} \text{ [kN]}$ | 0.81 | |
| | 0.45 | 0.99 | 0.99 | 0.99 | 0.99 | 0.99 | | 0.99 | |
| | 0.50 | 1.17 | 1.17 | 1.17 | 1.17 | 1.17 | | 1.17 | |
| | 0.55 | 1.26 | 1.26 | 1.26 | 1.26 | 1.26 | | 1.26 | |
| | $t_{N2} \text{ [mm]}$ | 0.60 | 1.35 | 1.35 | 1.35 | 1.35 | | 1.35 | 1.35 |
| | 0.63 | 1.40 | 1.40 | 1.40 | 1.40 | 1.40 | | 1.40 | 1.40 |
| | 0.70 | 1.53 | 1.53 | 1.53 | 1.53 | 1.53 | | 1.53 | 1.53 |
| | ≥ 0.75 | 1.62 | 1.62 | 1.62 | 1.62 | 1.62 | | 1.62 | 1.62 |
| $N_{R,k} \text{ [kN]}$ | 0.40 | 1.73 | 1.73 | 1.73 | 1.73 | 1.73 | $N_{R,i,k} \text{ [kN]}$ | 1.73 | |
| | 0.45 | 1.92 | 1.92 | 1.92 | 1.92 | 1.92 | | 1.92 | |
| | 0.50 | 2.07 | 2.11 | 2.11 | 2.11 | 2.11 | | 2.11 | |
| | 0.55 | 2.07 | 2.58 | 2.58 | 2.58 | 2.58 | | 2.58 | |
| | $t_{N1} \text{ [mm]}$ | 0.60 | 2.07 | 2.66 | 3.04 | 3.04 | | 3.04 | 3.04 |
| | 0.63 | 2.07 | 2.66 | 3.25 | 3.32 | 3.32 | | 3.32 | 3.32 |
| | 0.70 | 2.07 | 2.66 | 3.25 | 3.82 | 3.82 | | 3.82 | 3.82 |
| | ≥ 0.75 | 2.07 | 2.66 | 3.25 | 3.84 | 4.17 | | 4.17 | 4.17 |
| $N_{R,II,k} \text{ [kN]}$ | | 2.07 | 2.66 | 3.25 | 3.84 | 4.43 | | | |
| $u \text{ [mm]}$ | 40 | | | | | | 3.0 | | |
| | 60 | | | | | | 4.5 | | |
| $t_i \text{ [mm]}$ | 80 | | | | | | 6.0 | | |
| | ≥ 100 | | | | | | 7.5 | | |

Additional definitions

The indicated resistance values $N_{R,k}$ (and $N_{R,II,k}$) applies to component II with $k_{mod} = 0.9$ and $\rho_k = 350 \text{ kg/m}^3$. $N_{R,k}$ for other k_{mod} or ρ_k can be determined as follows: $N_{R,k}(k_{mod}, \rho_k) = \min \left\{ N_{R,i,k} \mid N_{R,II,k} * \frac{k_{mod}}{0.9} * \frac{\rho_k}{350} \right\}$.

Self-drilling screw with sealing washer Ø 16 mm

SXC5-S16-6,3 x L, SXC5-L12-S16-6,3 x L

Annex 23

| | |
|--|---|
| | <p>Materials</p> <p>Fastener: Stainless steel A2 or A4 - EN ISO 3506</p> <p>Washer: Stainless steel A2 or A4 - EN ISO 3506 with EPDM-seal</p> <p>Component I: S280GD to S450GD - EN 10346</p> <p>Component II: Timber (coniferous timber) - EN 14081</p> |
| | <p>Drilling-capacity $\Sigma(t_{N1} + t_{N2}) \leq 2.00 \text{ mm}$</p> |
| | <p>Characteristics</p> <p>$M_{y,Rk} = 11.2 \text{ Nm}$</p> <p>$f_{ax,k} = 10.4 \text{ N/mm}^2$ ($l_{ef} = 35 \text{ mm}$, $\rho_a = 350 \text{ kg/m}^3$)</p> |

| | | $l_{ef} \text{ [mm]}$ | | | | | | | |
|-------------------------------------|---------------|-----------------------|------|------|------|------|------------------------------------|------|------|
| | | 35 | 45 | 55 | 65 | 75 | | | |
| $V_{R,k}$ [kN] | 0.40 | 0.81 | 0.81 | 0.81 | 0.81 | 0.81 | $V_{R,i,k}$ [kN] | 0.81 | |
| | 0.45 | 0.99 | 0.99 | 0.99 | 0.99 | 0.99 | | 0.99 | |
| | 0.50 | 1.17 | 1.17 | 1.17 | 1.17 | 1.17 | | 1.17 | |
| | 0.55 | 1.26 | 1.26 | 1.26 | 1.26 | 1.26 | | 1.26 | |
| | t_{N2} [mm] | 0.60 | 1.35 | 1.35 | 1.35 | 1.35 | | 1.35 | 1.35 |
| | | 0.63 | 1.40 | 1.40 | 1.40 | 1.40 | | 1.40 | 1.40 |
| | | 0.70 | 1.53 | 1.53 | 1.53 | 1.53 | | 1.53 | 1.53 |
| | ≥ 0.75 | 1.62 | 1.62 | 1.62 | 1.62 | 1.62 | 1.62 | | |
| $N_{R,k}$ [kN] | 0.40 | 2.07 | 2.08 | 2.08 | 2.08 | 2.08 | $N_{R,i,k}$ [kN] | 2.08 | |
| | 0.45 | 2.07 | 2.08 | 2.08 | 2.08 | 2.08 | | 2.08 | |
| | 0.50 | 2.07 | 2.08 | 2.08 | 2.08 | 2.08 | | 2.08 | |
| | 0.55 | 2.07 | 2.53 | 2.53 | 2.53 | 2.53 | | 2.53 | |
| | t_{N1} [mm] | 0.60 | 2.07 | 2.66 | 2.97 | 2.97 | | 2.97 | 2.97 |
| | | 0.63 | 2.07 | 2.66 | 3.24 | 3.24 | | 3.24 | 3.24 |
| | | 0.70 | 2.07 | 2.66 | 3.25 | 3.84 | | 3.99 | 3.99 |
| | ≥ 0.75 | 2.07 | 2.66 | 3.25 | 3.84 | 4.43 | 4.43 | | |
| $N_{R,II,k}$ [kN] | | 2.07 | 2.66 | 3.25 | 3.84 | 4.43 | | | |
| u [mm] | 40 | | | | | | | | 3.0 |
| | 60 | | | | | | | | 4.5 |
| t_i [mm] | 80 | | | | | | | | 6.0 |
| | ≥ 100 | | | | | | | | 7.5 |

Additional definitions

The indicated resistance values $N_{R,k}$ (and $N_{R,II,k}$) applies to component II with $k_{mod} = 0.9$ and $\rho_k = 350 \text{ kg/m}^3$. $N_{R,k}$ for other k_{mod} or ρ_k can be determined as follows: $N_{R,k}(k_{mod}, \rho_k) = \min \left\{ N_{R,i,k} \mid N_{R,II,k} * \frac{k_{mod}}{0.9} * \frac{\rho_k}{350} \right\}$.

Self-drilling screw with sealing washer $\geq \text{Ø } 19 \text{ mm}$

SXC5-S19-6,3 x L, SXC5-L12-S19-6,3 x L

Annex 24

| | |
|--|---|
| | <p>Materials</p> <p>Fastener: Stainless steel A2 or A4 - EN ISO 3506</p> <p>Washer: Stainless steel A2 or A4 - EN ISO 3506 with EPDM-seal</p> <p>Component I: S280GD to S450GD - EN 10346</p> <p>Component II: Timber (coniferous timber) - EN 14081</p> |
| | <p>Drilling-capacity $\Sigma(t_{N1} + t_{N2}) \leq 2.00$ mm</p> |
| | <p>Characteristics</p> <p>$M_{y,Rk} = 12.1$ Nm</p> <p>$f_{ax,k} = 13.2$ N/mm² ($l_{ef} = 35$ mm, $\rho_a = 350$ kg/m³)</p> |

| | | l_{ef} [mm] | | | | | | |
|-------------------------------------|---------------|---------------|------|------|------|------|------------------------------------|------|
| | | 35 | 45 | 55 | 65 | 75 | | |
| $V_{R,k}$ [kN] | 0.40 | 0.81 | 0.81 | 0.81 | 0.81 | 0.81 | $V_{R,I,k}$ [kN] | |
| | 0.45 | 0.98 | 0.98 | 0.98 | 0.98 | 0.98 | | |
| | 0.50 | 1.15 | 1.15 | 1.15 | 1.15 | 1.15 | | |
| | 0.55 | 1.24 | 1.24 | 1.24 | 1.24 | 1.24 | | |
| | t_{N2} [mm] | 0.60 | 1.33 | 1.33 | 1.33 | 1.33 | | 1.33 |
| | | 0.63 | 1.39 | 1.39 | 1.39 | 1.39 | | 1.39 |
| | | 0.70 | 1.51 | 1.51 | 1.51 | 1.51 | | 1.51 |
| | | ≥ 0.75 | 1.61 | 1.61 | 1.61 | 1.61 | | 1.61 |
| $N_{R,k}$ [kN] | 0.40 | 1.56 | 1.56 | 1.56 | 1.56 | 1.56 | $N_{R,I,k}$ [kN] | |
| | 0.45 | 1.61 | 1.61 | 1.61 | 1.61 | 1.61 | | |
| | 0.50 | 1.66 | 1.66 | 1.66 | 1.66 | 1.66 | | |
| | 0.55 | 1.96 | 1.96 | 1.96 | 1.96 | 1.96 | | |
| | t_{N1} [mm] | 0.60 | 2.26 | 2.26 | 2.26 | 2.26 | | 2.26 |
| | | 0.63 | 2.45 | 2.45 | 2.45 | 2.45 | | 2.45 |
| | | 0.70 | 2.70 | 2.87 | 2.87 | 2.87 | | 2.87 |
| | | ≥ 0.75 | 2.70 | 3.18 | 3.18 | 3.18 | | 3.18 |
| $N_{R,II,k}$ [kN] | | 2.70 | 3.47 | 4.25 | 5.02 | 5.79 | | |
| u [mm] | 40 | | | | | | 3.0 | |
| | 60 | | | | | | 4.5 | |
| t_i [mm] | 80 | | | | | | 6.0 | |
| | ≥ 100 | | | | | | 7.5 | |

Additional definitions

The indicated resistance values $N_{R,k}$ (and $N_{R,II,k}$) applies to component II with $k_{mod} = 0.9$ and $\rho_k = 350$ kg/m³. $N_{R,k}$ for other k_{mod} or ρ_k can be determined as follows: $N_{R,k}(k_{mod}, \rho_k) = \min \left\{ N_{R,I,k} \mid N_{R,II,k} * \frac{k_{mod}}{0.9} * \frac{\rho_k}{350} \right\}$.

| | |
|--|-----------------|
| Self-drilling screw with sealing washer Ø 16 mm | Annex 25 |
| SXW-S16-6,5 x L, SXW-L12-S16-6,5 x L | |

| | |
|--|---|
| | <p>Materials</p> <p>Fastener: Stainless steel A2 or A4 - EN ISO 3506</p> <p>Washer: Stainless steel A2 or A4 - EN ISO 3506 with EPDM-seal</p> <p>Component I: S280GD to S450GD - EN 10346</p> <p>Component II: Timber (coniferous timber) - EN 14081</p> |
| | <p>Drilling-capacity $\Sigma(t_{N1} + t_{N2}) \leq 2.00$ mm</p> |
| | <p>Characteristics</p> <p>$M_{y,Rk} = 12.1$ Nm</p> <p>$f_{ax,k} = 13.2$ N/mm² ($l_{ef} = 35$ mm, $\rho_a = 350$ kg/m³)</p> |

| | | l_{ef} [mm] | | | | | | | |
|-------------------|---------------|---------------|------|------|------|------|------------------|------|------|
| | | 35 | 45 | 55 | 65 | 75 | | | |
| $V_{R,k}$ [kN] | 0.40 | 0.81 | 0.81 | 0.81 | 0.81 | 0.81 | $V_{R,i,k}$ [kN] | 0.81 | |
| | 0.45 | 0.98 | 0.98 | 0.98 | 0.98 | 0.98 | | 0.98 | |
| | 0.50 | 1.15 | 1.15 | 1.15 | 1.15 | 1.15 | | 1.15 | |
| | 0.55 | 1.24 | 1.24 | 1.24 | 1.24 | 1.24 | | 1.24 | |
| | t_{N2} [mm] | 0.60 | 1.33 | 1.33 | 1.33 | 1.33 | | 1.33 | 1.33 |
| | | 0.63 | 1.39 | 1.39 | 1.39 | 1.39 | | 1.39 | 1.39 |
| | | 0.70 | 1.51 | 1.51 | 1.51 | 1.51 | | 1.51 | 1.51 |
| | | ≥ 0.75 | 1.61 | 1.61 | 1.61 | 1.61 | | 1.61 | 1.61 |
| $N_{R,k}$ [kN] | 0.40 | 1.62 | 1.62 | 1.62 | 1.62 | 1.62 | $N_{R,i,k}$ [kN] | 1.62 | |
| | 0.45 | 1.86 | 1.86 | 1.86 | 1.86 | 1.86 | | 1.86 | |
| | 0.50 | 2.10 | 2.10 | 2.10 | 2.10 | 2.10 | | 2.10 | |
| | 0.55 | 2.37 | 2.37 | 2.37 | 2.37 | 2.37 | | 2.37 | |
| | t_{N1} [mm] | 0.60 | 2.64 | 2.64 | 2.64 | 2.64 | | 2.64 | 2.64 |
| | | 0.63 | 2.70 | 2.81 | 2.81 | 2.81 | | 2.81 | 2.81 |
| | | 0.70 | 2.70 | 3.18 | 3.18 | 3.18 | | 3.18 | 3.18 |
| | | ≥ 0.75 | 2.70 | 3.46 | 3.46 | 3.46 | | 3.46 | 3.46 |
| $N_{R,II,k}$ [kN] | | 2.70 | 3.47 | 4.25 | 5.02 | 5.79 | | | |
| u [mm] | 40 | | | | | | | | 3.0 |
| | 60 | | | | | | | | 4.5 |
| t_i [mm] | 80 | | | | | | | | 6.0 |
| | ≥ 100 | | | | | | | | 7.5 |

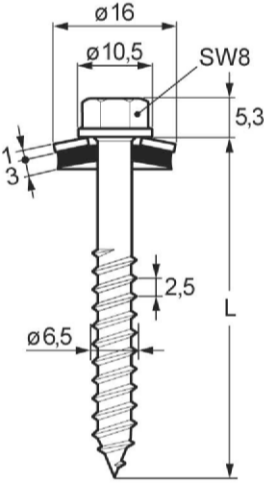
Additional definitions

The indicated resistance values $N_{R,k}$ (and $N_{R,II,k}$) applies to component II with $k_{mod} = 0.9$ and $\rho_k = 350$ kg/m³. $N_{R,k}$ for other k_{mod} or ρ_k can be determined as follows: $N_{R,k}(k_{mod}, \rho_k) = \min \left\{ N_{R,i,k} \mid N_{R,II,k} * \frac{k_{mod}}{0.9} * \frac{\rho_k}{350} \right\}$.

Self-drilling screw with sealing washer $\geq \varnothing 19$ mm

SXW-S19-6,5 x L, SXW-L12-S19-6,5 x L

Annex 26

| | |
|---|---|
|  | <p>Materials</p> <p>Fastener: Stainless steel A2, A4 or 1.4547 - EN ISO 3506</p> <p>Washer: Stainless steel A2 or A4 - EN ISO 3506 with EPDM-seal</p> <p>Component I: S280GD to S450GD - EN 10346</p> <p>Component II: Timber (coniferous timber) - EN 14081</p> |
| | <p>Drilling-capacity -</p> |
| | <p>Characteristics</p> <p>$M_{y,Rk}$ = 13.9 Nm</p> <p>$f_{ax,k}$ = 13.2 N/mm² ($l_{ef} = 29$ mm, $\rho_a = 350$ kg/m³)</p> |

| | | l_p [mm] | | | | | | |
|-------------------|---------------|------------|------|------|------|------|------------------|------|
| | | 35 | 45 | 55 | 65 | 75 | | |
| d_{pd} [mm] | | 4.00 | | | | | | |
| $V_{R,k}$ [kN] | 0.40 | 0.81 | 0.81 | 0.81 | 0.81 | 0.81 | $V_{R,I,k}$ [kN] | |
| | 0.45 | 0.98 | 0.98 | 0.98 | 0.98 | 0.98 | | |
| | 0.50 | 1.15 | 1.15 | 1.15 | 1.15 | 1.15 | | |
| | 0.55 | 1.24 | 1.24 | 1.24 | 1.24 | 1.24 | | |
| | t_{N2} [mm] | 0.60 | 1.33 | 1.33 | 1.33 | 1.33 | | 1.33 |
| | 0.63 | 1.39 | 1.39 | 1.39 | 1.39 | 1.39 | | 1.39 |
| | 0.70 | 1.51 | 1.51 | 1.51 | 1.51 | 1.51 | | 1.51 |
| ≥ 0.75 | 1.61 | 1.61 | 1.61 | 1.61 | 1.61 | 1.61 | | |
| $N_{R,k}$ [kN] | 0.40 | 1.56 | 1.56 | 1.56 | 1.56 | 1.56 | $N_{R,I,k}$ [kN] | |
| | 0.45 | 1.61 | 1.61 | 1.61 | 1.61 | 1.61 | | |
| | 0.50 | 1.66 | 1.66 | 1.66 | 1.66 | 1.66 | | |
| | 0.55 | 1.96 | 1.96 | 1.96 | 1.96 | 1.96 | | |
| | t_{N1} [mm] | 0.60 | 2.24 | 2.26 | 2.26 | 2.26 | | 2.26 |
| | 0.63 | 2.24 | 2.45 | 2.45 | 2.45 | 2.45 | | 2.45 |
| | 0.70 | 2.24 | 2.87 | 2.87 | 2.87 | 2.87 | | 2.87 |
| ≥ 0.75 | 2.24 | 3.01 | 3.18 | 3.18 | 3.18 | 3.18 | | |
| $N_{R,II,k}$ [kN] | | 2.24 | 3.01 | 3.78 | 4.56 | 5.33 | | |
| u [mm] | 40 | 3.0 | | | | | | |
| | 60 | 4.5 | | | | | | |
| t_i [mm] | 80 | 6.0 | | | | | | |
| | ≥ 100 | 7.5 | | | | | | |

Additional definitions

The indicated resistance values $N_{R,k}$ (and $N_{R,II,k}$) applies to component II with $k_{mod} = 0.9$ and $\rho_k = 350$ kg/m³. $N_{R,k}$ for other k_{mod} or ρ_k can be determined as follows: $N_{R,k}(k_{mod}, \rho_k) = \min \left\{ N_{R,I,k} \mid N_{R,II,k} * \frac{k_{mod}}{0.9} * \frac{\rho_k}{350} \right\}$.

Self-tapping screw with sealing washer Ø 16 mm

TDA-S-S16-6,5 x L

Annex 27

| | |
|--|---|
| | <p>Materials</p> <p>Fastener: Stainless steel A2, A2 or 1.4547 - EN ISO 3506</p> <p>Washer: Stainless steel A2 or A4 - EN ISO 3506 with EPDM-seal</p> <p>Component I: S280GD to S450GD - EN 10346</p> <p>Component II: Timber (coniferous timber) - EN 14081</p> |
| | <p>Drilling-capacity -</p> |
| | <p>Characteristics</p> <p>$M_{y,Rk}$ = 13.9 Nm</p> <p>$f_{ax,k}$ = 13.2 N/mm² ($l_{ef} = 29$ mm, $\rho_a = 350$ kg/m³)</p> |

| | | l_p [mm] | | | | | | |
|-------------------|--------|------------|------|------|------|------|------------------|--|
| | | 35 | 45 | 55 | 65 | 75 | | |
| d_{pd} [mm] | | 4.00 | | | | | | |
| $V_{R,k}$ [kN] | 0.40 | 0.81 | 0.81 | 0.81 | 0.81 | 0.81 | $V_{R,I,k}$ [kN] | |
| | 0.45 | 0.98 | 0.98 | 0.98 | 0.98 | 0.98 | | |
| | 0.50 | 1.15 | 1.15 | 1.15 | 1.15 | 1.15 | | |
| | 0.55 | 1.24 | 1.24 | 1.24 | 1.24 | 1.24 | | |
| | 0.60 | 1.33 | 1.33 | 1.33 | 1.33 | 1.33 | | |
| | 0.63 | 1.39 | 1.39 | 1.39 | 1.39 | 1.39 | | |
| | 0.70 | 1.51 | 1.51 | 1.51 | 1.51 | 1.51 | | |
| t_{N2} [mm] | ≥ 0.75 | 1.61 | 1.61 | 1.61 | 1.61 | 1.61 | 1.61 | |
| $N_{R,k}$ [kN] | 0.40 | 1.62 | 1.62 | 1.62 | 1.62 | 1.62 | $N_{R,I,k}$ [kN] | |
| | 0.45 | 1.86 | 1.86 | 1.86 | 1.86 | 1.86 | | |
| | 0.50 | 2.10 | 2.10 | 2.10 | 2.10 | 2.10 | | |
| | 0.55 | 2.24 | 2.37 | 2.37 | 2.37 | 2.37 | | |
| | 0.60 | 2.24 | 2.64 | 2.64 | 2.64 | 2.64 | | |
| | 0.63 | 2.24 | 2.81 | 2.81 | 2.81 | 2.81 | | |
| | 0.70 | 2.24 | 3.01 | 3.18 | 3.18 | 3.18 | | |
| t_{N1} [mm] | ≥ 0.75 | 2.24 | 3.01 | 3.46 | 3.46 | 3.46 | 3.46 | |
| $N_{R,II,k}$ [kN] | | 2.24 | 3.01 | 3.78 | 4.56 | 5.33 | | |
| u [mm] | 40 | 3.0 | | | | | | |
| | 60 | 4.5 | | | | | | |
| t_i [mm] | 80 | 6.0 | | | | | | |
| | ≥ 100 | 7.5 | | | | | | |

Additional definitions

The indicated resistance values $N_{R,k}$ (and $N_{R,II,k}$) applies to component II with $k_{mod} = 0.9$ and $\rho_k = 350$ kg/m³. $N_{R,k}$ for other k_{mod} or ρ_k can be determined as follows: $N_{R,k}(k_{mod}, \rho_k) = \min \left\{ N_{R,I,k} \mid N_{R,II,k} * \frac{k_{mod}}{0.9} * \frac{\rho_k}{350} \right\}$.

| | |
|---|-----------------|
| Self-tapping screw with sealing washer ≥ Ø 19 mm | Annex 28 |
| TDA-S-S19-6,5 x L | |

| | |
|--|--|
| | <p>Materials</p> <p>Fastener: Carbon steel with anticorrosion coating</p> <p>Washer: Stainless steel A2 - EN ISO 3506 with EPDM-seal</p> <p>Component I: S280GD to S450GD - EN 10346</p> <p>Component II: S235 to S355 - EN 10025 S280GD to S450GD - EN 10346 HX300LAD to HX460LAD - EN 10346</p> |
| | <p>Drilling-capacity $\Sigma(t_{N1} + t_{N2} + t_{li}) \leq 6.00$ mm</p> |

| | | t_{li} [mm] | | | | | | |
|-------------------|---------------|-------------------|-------------------|-------------------|-------------------|-------------------|-------------------|-------------------|
| | | 1.50 | 1.75 | 2.00 | 2.50 | 3.00 | 4.00 | |
| $V_{R,k}$ [kN] | 0.40 | 0.67 ^a | 0.85 ^a | 0.85 ^a | 0.85 ^a | 0.85 ^a | 0.85 ^a | |
| | 0.45 | 0.90 ^a | 0.90 ^a | 0.90 ^a | 0.90 ^a | 0.90 ^a | 0.90 ^a | |
| | 0.50 | 1.12 ^a | 1.25 ^a | 1.25 ^a | 1.25 ^a | 1.25 ^a | 1.25 ^a | |
| | 0.55 | 1.34 ^a | 1.50 ^a | 1.50 ^a | 1.50 ^a | 1.50 ^a | 1.50 ^a | |
| | t_{N2} [mm] | 0.60 | 1.57 ^a | 1.69 ^a | 1.69 ^a | 1.69 ^a | 1.69 ^a | 1.69 ^a |
| | | 0.63 | 1.70 ^a | 1.84 ^a | 1.84 ^a | 1.84 ^a | 1.84 ^a | 1.84 ^a |
| | | 0.70 | 1.70 ^a | 1.93 ^a | 1.93 ^a | 1.93 ^a | 1.93 ^a | 1.93 ^a |
| | ≥ 0.75 | 1.70 ^a | 1.99 ^a | 1.99 ^a | 1.99 ^a | 1.99 ^a | 1.99 ^a | |
| $N_{R,k}$ [kN] | 0.40 | 1.48 ^a | 1.48 ^a | 1.48 ^a | 1.48 ^a | 1.48 ^a | 1.48 ^a | |
| | 0.45 | 1.64 ^a | 1.64 ^a | 1.64 ^a | 1.64 ^a | 1.64 ^a | 1.64 ^a | |
| | 0.50 | 1.79 | 1.79 ^a | 1.79 ^a | 1.79 ^a | 1.79 ^a | 1.79 ^a | |
| | 0.55 | 1.82 | 2.04 ^a | 2.04 ^a | 2.04 ^a | 2.04 ^a | 2.04 ^a | |
| | t_{N1} [mm] | 0.60 | 1.82 | 2.29 | 2.29 ^a | 2.29 ^a | 2.29 ^a | 2.29 ^a |
| | | 0.63 | 1.82 | 2.41 | 2.46 ^a | 2.46 ^a | 2.46 ^a | 2.46 ^a |
| | | 0.70 | 1.82 | 2.41 | 2.82 | 2.82 ^a | 2.82 ^a | 2.82 ^a |
| | ≥ 0.75 | 1.82 | 2.41 | 3.00 | 3.07 ^a | 3.07 ^a | 3.07 ^a | |
| $N_{R,II,k}$ [kN] | | 1.82 | 2.41 | 3.00 | 4.31 | 5.61 | 10.77 | |
| u [mm] | 40 | 2.0 | | | | | | |
| | 60 | 4.0 | | | | | | |
| t_i [mm] | 80 | 5.7 | | | | | | |
| | ≥ 100 | 7.1 | | | | | | |

Additional definitions

Index ^a: For component I made of S320GD to S450GD the resistance value may be increased by 8.3%.

Self-drilling screw with sealing washer Ø 16 mm

SDT5-S16-5,5 x L, SDT5-L12-S16-5,5 x L

Annex 29

| | |
|--|--|
| | <p>Materials</p> <p>Fastener: Carbon steel with anticorrosion coating</p> <p>Washer: Stainless steel A2 - EN ISO 3506 with EPDM-seal</p> <p>Component I: S280GD to S450GD - EN 10346</p> <p>Component II: S235 to S355 - EN 10025 S280GD to S450GD - EN 10346 HX300LAD to HX460LAD - EN 10346</p> |
| | <p>Drilling-capacity $\Sigma(t_{N1} + t_{N2} + t_{II}) \leq 6.00$ mm</p> |

| | | t _{II} [mm] | | | | | | |
|--------------------------|----------------------|----------------------|-------------------|-------------------|-------------------|-------------------|-------------------|-------------------|
| | | 1.50 | 1.75 | 2.00 | 2.50 | 3.00 | 4.00 | |
| V _{R,k} [kN] | 0.40 | 0.67 ^a | 0.85 ^a | 0.85 ^a | 0.85 ^a | 0.85 ^a | 0.85 ^a | |
| | 0.45 | 0.90 ^a | 0.90 ^a | 0.90 ^a | 0.90 ^a | 0.90 ^a | 0.90 ^a | |
| | 0.50 | 1.12 ^a | 1.25 ^a | 1.25 ^a | 1.25 ^a | 1.25 ^a | 1.25 ^a | |
| | 0.55 | 1.34 ^a | 1.50 ^a | 1.50 ^a | 1.50 ^a | 1.50 ^a | 1.50 ^a | |
| | t _{N2} [mm] | 0.60 | 1.57 ^a | 1.69 ^a | 1.69 ^a | 1.69 ^a | 1.69 ^a | 1.69 ^a |
| | | 0.63 | 1.70 ^a | 1.84 ^a | 1.84 ^a | 1.84 ^a | 1.84 ^a | 1.84 ^a |
| | | 0.70 | 1.70 ^a | 1.93 ^a | 1.93 ^a | 1.93 ^a | 1.93 ^a | 1.93 ^a |
| | ≥ 0.75 | 1.70 ^a | 1.99 ^a | 1.99 ^a | 1.99 ^a | 1.99 ^a | 1.99 ^a | |
| N _{R,k} [kN] | 0.40 | 1.53 ^a | 1.53 ^a | 1.53 ^a | 1.53 ^a | 1.53 ^a | 1.53 ^a | |
| | 0.45 | 1.69 | 1.69 ^a | 1.69 ^a | 1.69 ^a | 1.69 ^a | 1.69 ^a | |
| | 0.50 | 1.82 | 1.84 ^a | 1.84 ^a | 1.84 ^a | 1.84 ^a | 1.84 ^a | |
| | 0.55 | 1.82 | 2.10 ^a | 2.10 ^a | 2.10 ^a | 2.10 ^a | 2.10 ^a | |
| | t _{N1} [mm] | 0.60 | 1.82 | 2.37 | 2.37 ^a | 2.37 ^a | 2.37 ^a | 2.37 ^a |
| | | 0.63 | 1.82 | 2.41 | 2.53 ^a | 2.53 ^a | 2.53 ^a | 2.53 ^a |
| | | 0.70 | 1.82 | 2.41 | 2.90 | 2.90 ^a | 2.90 ^a | 2.90 ^a |
| | ≥ 0.75 | 1.82 | 2.41 | 3.00 | 3.17 ^a | 3.17 ^a | 3.17 ^a | |
| N _{R,II,k} [kN] | | 1.82 | 2.41 | 3.00 | 4.31 | 5.61 | 10.77 | |
| u [mm] | 40 | 2.0 | | | | | | |
| | 60 | 4.0 | | | | | | |
| t _I [mm] | 80 | 5.7 | | | | | | |
| | ≥ 100 | 7.1 | | | | | | |

Additional definitions

Index ^a: For component I made of S320GD to S450GD the resistance value may be increased by 8.3%.

| | |
|--|-----------------|
| Self-drilling screw with sealing washer ≥ Ø 19 mm | Annex 30 |
| SDT5-S19-5,5 x L, SDT5-L12-S19-5,5 x L | |

| | |
|--|---|
| | <p>Materials</p> <p>Fastener: Carbon steel with anticorrosion coating</p> <p>Washer: Aluminum alloy - EN 573 with EPDM-seal</p> <p>Component I: S280GD to S450GD - EN 10346</p> <p>Component II: S235 to S355 - EN 10025 S280GD to S450GD - EN 10346 HX300LAD to HX460LAD - EN 10346</p> |
| | <p>Drilling-capacity $\Sigma(t_{N1} + t_{N2} + t_{II}) \leq 6.00$ mm</p> |

| | | t_{II} [mm] | | | | | | |
|-------------------|---------------|-------------------|-------------------|-------------------|-------------------|-------------------|-------------------|-------------------|
| | | 1.50 | 1.75 | 2.00 | 2.50 | 3.00 | 4.00 | |
| $V_{R,k}$ [kN] | 0.40 | 0.67 ^a | 0.85 ^a | 0.85 ^a | 0.85 ^a | 0.85 ^a | 0.85 ^a | |
| | 0.45 | 0.90 ^a | 0.90 ^a | 0.90 ^a | 0.90 ^a | 0.90 ^a | 0.90 ^a | |
| | 0.50 | 1.12 ^a | 1.25 ^a | 1.25 ^a | 1.25 ^a | 1.25 ^a | 1.25 ^a | |
| | 0.55 | 1.34 ^a | 1.50 ^a | 1.50 ^a | 1.50 ^a | 1.50 ^a | 1.50 ^a | |
| | t_{N2} [mm] | 0.60 | 1.57 ^a | 1.69 ^a | 1.69 ^a | 1.69 ^a | 1.69 ^a | 1.69 ^a |
| | | 0.63 | 1.70 ^a | 1.84 ^a | 1.84 ^a | 1.84 ^a | 1.84 ^a | 1.84 ^a |
| | | 0.70 | 1.70 ^a | 1.93 ^a | 1.93 ^a | 1.93 ^a | 1.93 ^a | 1.93 ^a |
| | ≥ 0.75 | 1.70 ^a | 1.99 ^a | 1.99 ^a | 1.99 ^a | 1.99 ^a | 1.99 ^a | |
| $N_{R,k}$ [kN] | 0.40 | 0.78 ^a | 0.78 ^a | 0.78 ^a | 0.78 ^a | 0.78 ^a | 0.78 ^a | |
| | 0.45 | 1.12 ^a | 1.12 ^a | 1.12 ^a | 1.12 ^a | 1.12 ^a | 1.12 ^a | |
| | 0.50 | 1.46 ^a | 1.46 ^a | 1.46 ^a | 1.46 ^a | 1.46 ^a | 1.46 ^a | |
| | 0.55 | 1.70 | 1.70 ^a | 1.70 ^a | 1.70 ^a | 1.70 ^a | 1.70 ^a | |
| | t_{N1} [mm] | 0.60 | 1.82 | 1.94 ^a | 1.94 ^a | 1.94 ^a | 1.94 ^a | 1.94 ^a |
| | | 0.63 | 1.82 | 2.08 ^a | 2.08 ^a | 2.08 ^a | 2.08 ^a | 2.08 ^a |
| | | 0.70 | 1.82 | 2.41 | 2.42 ^a | 2.42 ^a | 2.42 ^a | 2.42 ^a |
| | ≥ 0.75 | 1.82 | 2.41 | 2.66 ^a | 2.66 ^a | 2.66 ^a | 2.66 ^a | |
| $N_{R,II,k}$ [kN] | | 1.82 | 2.41 | 3.00 | 4.31 | 5.61 | 10.77 | |
| u [mm] | 40 | 2.0 | | | | | | |
| | 60 | 4.0 | | | | | | |
| t_I [mm] | 80 | 5.7 | | | | | | |
| | ≥ 100 | 7.1 | | | | | | |

Additional definitions

Index ^a: For component I made of S320GD to S450GD the resistance value may be increased by 8.3%.

Self-drilling screw with sealing washer Ø 16 mm

SDT5-A16-5,5 x L, SDT5-L12-A16-5,5 x L

Annex 31

| | |
|--|---|
| | <p>Materials</p> <p>Fastener: Carbon steel with anticorrosion coating</p> <p>Washer: Aluminum alloy - EN 573 with EPDM-seal</p> <p>Component I: S280GD to S450GD - EN 10346</p> <p>Component II: S235 to S355 - EN 10025 S280GD to S450GD - EN 10346 HX300LAD to HX460LAD - EN 10346</p> |
| | <p>Drilling-capacity $\Sigma(t_{N1} + t_{N2} + t_{li}) \leq 6.00$ mm</p> |

| | | t_{li} [mm] | | | | | | |
|-------------------|---------------|-------------------|-------------------|-------------------|-------------------|-------------------|-------------------|-------------------|
| | | 1.50 | 1.75 | 2.00 | 2.50 | 3.00 | 4.00 | |
| $V_{R,k}$ [kN] | 0.40 | 0.67 ^a | 0.85 ^a | 0.85 ^a | 0.85 ^a | 0.85 ^a | 0.85 ^a | |
| | 0.45 | 0.90 ^a | 0.90 ^a | 0.90 ^a | 0.90 ^a | 0.90 ^a | 0.90 ^a | |
| | 0.50 | 1.12 ^a | 1.25 ^a | 1.25 ^a | 1.25 ^a | 1.25 ^a | 1.25 ^a | |
| | 0.55 | 1.34 ^a | 1.50 ^a | 1.50 ^a | 1.50 ^a | 1.50 ^a | 1.50 ^a | |
| | t_{N2} [mm] | 0.60 | 1.57 ^a | 1.69 ^a | 1.69 ^a | 1.69 ^a | 1.69 ^a | 1.69 ^a |
| | | 0.63 | 1.70 ^a | 1.84 ^a | 1.84 ^a | 1.84 ^a | 1.84 ^a | 1.84 ^a |
| | | 0.70 | 1.70 ^a | 1.93 ^a | 1.93 ^a | 1.93 ^a | 1.93 ^a | 1.93 ^a |
| | ≥ 0.75 | 1.70 ^a | 1.99 ^a | 1.99 ^a | 1.99 ^a | 1.99 ^a | 1.99 ^a | |
| $N_{R,k}$ [kN] | 0.40 | 1.18 ^a | 1.18 ^a | 1.18 ^a | 1.18 ^a | 1.18 ^a | 1.18 ^a | |
| | 0.45 | 1.32 ^a | 1.32 ^a | 1.32 ^a | 1.32 ^a | 1.32 ^a | 1.32 ^a | |
| | 0.50 | 1.46 ^a | 1.46 ^a | 1.46 ^a | 1.46 ^a | 1.46 ^a | 1.46 ^a | |
| | 0.55 | 1.70 | 1.70 ^a | 1.70 ^a | 1.70 ^a | 1.70 ^a | 1.70 ^a | |
| | t_{N1} [mm] | 0.60 | 1.82 | 1.94 ^a | 1.94 ^a | 1.94 ^a | 1.94 ^a | 1.94 ^a |
| | | 0.63 | 1.82 | 2.08 ^a | 2.08 ^a | 2.08 ^a | 2.08 ^a | 2.08 ^a |
| | | 0.70 | 1.82 | 2.41 | 2.42 ^a | 2.42 ^a | 2.42 ^a | 2.42 ^a |
| | ≥ 0.75 | 1.82 | 2.41 | 2.66 ^a | 2.66 ^a | 2.66 ^a | 2.66 ^a | |
| $N_{R,II,k}$ [kN] | | 1.82 | 2.41 | 3.00 | 4.31 | 5.61 | 10.77 | |
| u [mm] | 40 | 2.0 | | | | | | |
| | 60 | 4.0 | | | | | | |
| | 80 | 5.7 | | | | | | |
| t_i [mm] | ≥ 100 | 7.1 | | | | | | |

Additional definitions

Index ^a: For component I made of S320GD to S450GD the resistance value may be increased by 8.3%.

Self-drilling screw with sealing washer Ø 19 mm

SDT5-A19-5,5 x L, SDT5-L12-A19-5,5 x L

Annex 32

| | |
|--|--|
| | <p>Materials</p> <p>Fastener: Carbon steel with anticorrosion coating</p> <p>Washer: Stainless steel A2 - EN ISO 3506 with EPDM-seal</p> <p>Component I: S280GD to S450GD - EN 10346</p> <p>Component II: S235 to S355 - EN 10025 S280GD to S450GD - EN 10346 HX300LAD to HX460LAD - EN 10346</p> |
| | <p>Drilling-capacity $\Sigma(t_{N1} + t_{N2} + t_{II}) \leq 14.00$ mm</p> |

| | | t _{II} [mm] | | | | | | |
|--------------------------|----------------------|----------------------|-------------------|-------------------|-------------------|-------------------|-------------------|-------------------|
| | | 4.00 | 5.00 | 6.00 | 8.00 | 10.00 | 12.00 | |
| V _{R,k} [kN] | 0.40 | 0.86 ^a | 0.86 ^a | 0.86 ^a | 0.86 ^a | 0.86 ^a | 0.86 ^a | |
| | 0.45 | 1.02 ^a | 1.02 ^a | 1.02 ^a | 1.02 ^a | 1.02 ^a | 1.02 ^a | |
| | 0.50 | 1.18 ^a | 1.18 ^a | 1.18 ^a | 1.18 ^a | 1.18 ^a | 1.18 ^a | |
| | 0.55 | 1.32 ^a | 1.32 ^a | 1.32 ^a | 1.32 ^a | 1.32 ^a | 1.32 ^a | |
| | t _{N2} [mm] | 0.60 | 1.45 ^a | 1.45 ^a | 1.45 ^a | 1.45 ^a | 1.45 ^a | 1.45 ^a |
| | | 0.63 | 1.52 ^a | 1.52 ^a | 1.52 ^a | 1.52 ^a | 1.52 ^a | 1.52 ^a |
| | | 0.70 | 1.91 ^a | 1.91 ^a | 1.91 ^a | 1.91 ^a | 1.91 ^a | 1.91 ^a |
| | | ≥ 0.75 | 2.18 ^a | 2.18 ^a | 2.18 ^a | 2.18 ^a | 2.18 ^a | 2.18 ^a |
| N _{R,k} [kN] | 0.40 | 1.16 ^a | 1.16 ^a | 1.16 ^a | 1.16 ^a | 1.16 ^a | 1.16 ^a | |
| | 0.45 | 1.41 ^a | 1.41 ^a | 1.41 ^a | 1.41 ^a | 1.41 ^a | 1.41 ^a | |
| | 0.50 | 1.65 ^a | 1.65 ^a | 1.65 ^a | 1.65 ^a | 1.65 ^a | 1.65 ^a | |
| | 0.55 | 1.96 ^a | 1.96 ^a | 1.96 ^a | 1.96 ^a | 1.96 ^a | 1.96 ^a | |
| | t _{N1} [mm] | 0.60 | 2.25 ^a | 2.25 ^a | 2.25 ^a | 2.25 ^a | 2.25 ^a | 2.25 ^a |
| | | 0.63 | 2.43 ^a | 2.43 ^a | 2.43 ^a | 2.43 ^a | 2.43 ^a | 2.43 ^a |
| | | 0.70 | 2.89 ^a | 2.89 ^a | 2.89 ^a | 2.89 ^a | 2.89 ^a | 2.89 ^a |
| | | ≥ 0.75 | 3.21 ^a | 3.21 ^a | 3.21 ^a | 3.21 ^a | 3.21 ^a | 3.21 ^a |
| N _{R,II,k} [kN] | | 4.97 | 6.41 | 7.84 | 10.71 | 10.71 | 10.71 | |
| u [mm] | 40 | 1.8 | | | | | | |
| | 60 | 3.3 | | | | | | |
| t _I [mm] | 80 | 4.6 | | | | | | |
| | ≥ 100 | 5.7 | | | | | | |

Additional definitions

Index ^a: For component I made of S320GD to S450GD the resistance value may be increased by 8.3%.

| | |
|--|-----------------|
| Self-drilling screw with sealing washer Ø 16 mm | Annex 33 |
| SDT14-S16-5,5 x L, SDT14-L12-S16-5,5 x L | |

| | |
|--|--|
| | <p>Materials</p> <p>Fastener: Carbon steel with anticorrosion coating</p> <p>Washer: Stainless steel A2 - EN ISO 3506 with EPDM-seal</p> <p>Component I: S280GD to S450GD - EN 10346</p> <p>Component II: S235 to S355 - EN 10025 S280GD to S450GD - EN 10346 HX300LAD to HX460LAD - EN 10346</p> |
| | <p>Drilling-capacity $\Sigma(t_{N1} + t_{N2} + t_{li}) \leq 14.00$ mm</p> |

| | | t _{li} [mm] | | | | | |
|--------------------------|----------------------|----------------------|-------------------|-------------------|-------------------|-------------------|-------------------|
| | | 4.00 | 5.00 | 6.00 | 8.00 | 10.00 | 12.00 |
| V _{R,k} [kN] | 0.40 | 0.86 ^a | 0.86 ^a | 0.86 ^a | 0.86 ^a | 0.86 ^a | 0.86 ^a |
| | 0.45 | 1.02 ^a | 1.02 ^a | 1.02 ^a | 1.02 ^a | 1.02 ^a | 1.02 ^a |
| | 0.50 | 1.18 ^a | 1.18 ^a | 1.18 ^a | 1.18 ^a | 1.18 ^a | 1.18 ^a |
| | 0.55 | 1.32 ^a | 1.32 ^a | 1.32 ^a | 1.32 ^a | 1.32 ^a | 1.32 ^a |
| | t _{N2} [mm] | 0.60 | 1.45 ^a | 1.45 ^a | 1.45 ^a | 1.45 ^a | 1.45 ^a |
| | | 0.63 | 1.52 ^a | 1.52 ^a | 1.52 ^a | 1.52 ^a | 1.52 ^a |
| | | 0.70 | 1.91 ^a | 1.91 ^a | 1.91 ^a | 1.91 ^a | 1.91 ^a |
| | | ≥ 0.75 | 2.18 ^a | 2.18 ^a | 2.18 ^a | 2.18 ^a | 2.18 ^a |
| N _{R,k} [kN] | 0.40 | 1.24 ^a | 1.24 ^a | 1.24 ^a | 1.24 ^a | 1.24 ^a | 1.24 ^a |
| | 0.45 | 1.64 ^a | 1.64 ^a | 1.64 ^a | 1.64 ^a | 1.64 ^a | 1.64 ^a |
| | 0.50 | 2.04 ^a | 2.04 ^a | 2.04 ^a | 2.04 ^a | 2.04 ^a | 2.04 ^a |
| | 0.55 | 2.34 ^a | 2.34 ^a | 2.34 ^a | 2.34 ^a | 2.34 ^a | 2.34 ^a |
| | t _{N1} [mm] | 0.60 | 2.64 ^a | 2.64 ^a | 2.64 ^a | 2.64 ^a | 2.64 ^a |
| | | 0.63 | 2.82 ^a | 2.82 ^a | 2.82 ^a | 2.82 ^a | 2.82 ^a |
| | | 0.70 | 2.89 ^a | 2.89 ^a | 2.89 ^a | 2.89 ^a | 2.89 ^a |
| | | ≥ 0.75 | 3.52 ^a | 3.52 ^a | 3.52 ^a | 3.52 ^a | 3.52 ^a |
| N _{R,II,k} [kN] | | 4.97 | 6.41 | 7.84 | 10.71 | 10.71 | 10.71 |
| u [mm] | 40 | 1.8 | | | | | |
| | 60 | 3.3 | | | | | |
| t _i [mm] | 80 | 4.6 | | | | | |
| | ≥ 100 | 5.7 | | | | | |

Additional definitions

Index ^a: For component I made of S320GD to S450GD the resistance value may be increased by 8.3%.

| | |
|--|-----------------|
| Self-drilling screw with sealing washer ≥ Ø 19 mm | Annex 34 |
| SDT14-S19-5,5 x L, SDT14-L12-S19-5,5 x L | |

| | |
|--|---|
| | <p>Materials</p> <p>Fastener: Carbon steel with anticorrosion coating</p> <p>Washer: Aluminum alloy - EN 573 with EPDM-seal</p> <p>Component I: S280GD to S450GD - EN 10346</p> <p>Component II: S235 to S355 - EN 10025 S280GD to S450GD - EN 10346 HX300LAD to HX460LAD - EN 10346</p> |
| | <p>Drilling-capacity $\Sigma(t_{N1} + t_{N2} + t_{II}) \leq 14.00$ mm</p> |

| | | t _{II} [mm] | | | | | |
|--------------------------|----------------------|----------------------|-------------------|-------------------|-------------------|-------------------|-------------------|
| | | 4.00 | 5.00 | 6.00 | 8.00 | 10.00 | 12.00 |
| V _{R,k} [kN] | 0.40 | 0.86 ^a | 0.86 ^a | 0.86 ^a | 0.86 ^a | 0.86 ^a | 0.86 ^a |
| | 0.45 | 1.02 ^a | 1.02 ^a | 1.02 ^a | 1.02 ^a | 1.02 ^a | 1.02 ^a |
| | 0.50 | 1.18 ^a | 1.18 ^a | 1.18 ^a | 1.18 ^a | 1.18 ^a | 1.18 ^a |
| | 0.55 | 1.32 ^a | 1.32 ^a | 1.32 ^a | 1.32 ^a | 1.32 ^a | 1.32 ^a |
| | t _{N2} [mm] | 0.60 | 1.45 ^a | 1.45 ^a | 1.45 ^a | 1.45 ^a | 1.45 ^a |
| | | 0.63 | 1.52 ^a | 1.52 ^a | 1.52 ^a | 1.52 ^a | 1.52 ^a |
| | | 0.70 | 1.91 ^a | 1.91 ^a | 1.91 ^a | 1.91 ^a | 1.91 ^a |
| | ≥ 0.75 | 2.18 ^a | 2.18 ^a | 2.18 ^a | 2.18 ^a | 2.18 ^a | |
| N _{R,k} [kN] | 0.40 | 0.62 ^a | 0.62 ^a | 0.62 ^a | 0.62 ^a | 0.62 ^a | 0.62 ^a |
| | 0.45 | 0.98 ^a | 0.98 ^a | 0.98 ^a | 0.98 ^a | 0.98 ^a | 0.98 ^a |
| | 0.50 | 1.34 ^a | 1.34 ^a | 1.34 ^a | 1.34 ^a | 1.34 ^a | 1.34 ^a |
| | 0.55 | 1.60 ^a | 1.60 ^a | 1.60 ^a | 1.60 ^a | 1.60 ^a | 1.60 ^a |
| | t _{N1} [mm] | 0.60 | 1.87 ^a | 1.87 ^a | 1.87 ^a | 1.87 ^a | 1.87 ^a |
| | | 0.63 | 2.03 ^a | 2.03 ^a | 2.03 ^a | 2.03 ^a | 2.03 ^a |
| | | 0.70 | 2.40 ^a | 2.40 ^a | 2.40 ^a | 2.40 ^a | 2.40 ^a |
| | ≥ 0.75 | 2.66 ^a | 2.66 ^a | 2.66 ^a | 2.66 ^a | 2.66 ^a | |
| N _{R,II,k} [kN] | | 4.97 | 6.41 | 7.84 | 10.71 | 10.71 | 10.71 |
| u [mm] | 40 | 1.8 | | | | | |
| | 60 | 3.3 | | | | | |
| t _I [mm] | 80 | 4.6 | | | | | |
| | ≥ 100 | 5.7 | | | | | |

Additional definitions

Index ^a: For component I made of S320GD to S450GD the resistance value may be increased by 8.3%.

| | |
|--|-----------------|
| Self-drilling screw with sealing washer Ø 16 mm | Annex 35 |
| SDT14-A16-5,5 x L, SDT14-L12-A16-5,5 x L | |

| | |
|--|---|
| | <p>Materials</p> <p>Fastener: Carbon steel with anticorrosion coating</p> <p>Washer: Aluminum alloy - EN 573 with EPDM-seal</p> <p>Component I: S280GD to S450GD - EN 10346</p> <p>Component II: S235 to S355 - EN 10025 S280GD to S450GD - EN 10346 HX300LAD to HX460LAD - EN 10346</p> |
| | <p>Drilling-capacity $\Sigma(t_{N1} + t_{N2} + t_{li}) \leq 14.00 \text{ mm}$</p> |

| | | $t_{li} \text{ [mm]}$ | | | | | | |
|---------------------------|-----------------------|-----------------------|-------------------|-------------------|-------------------|-------------------|-------------------|-------------------|
| | | 4.00 | 5.00 | 6.00 | 8.00 | 10.00 | 12.00 | |
| $V_{R,k} \text{ [kN]}$ | 0.40 | 0.86 ^a | 0.86 ^a | 0.86 ^a | 0.86 ^a | 0.86 ^a | 0.86 ^a | |
| | 0.45 | 1.02 ^a | 1.02 ^a | 1.02 ^a | 1.02 ^a | 1.02 ^a | 1.02 ^a | |
| | 0.50 | 1.18 ^a | 1.18 ^a | 1.18 ^a | 1.18 ^a | 1.18 ^a | 1.18 ^a | |
| | 0.55 | 1.32 ^a | 1.32 ^a | 1.32 ^a | 1.32 ^a | 1.32 ^a | 1.32 ^a | |
| | $t_{N2} \text{ [mm]}$ | 0.60 | 1.45 ^a | 1.45 ^a | 1.45 ^a | 1.45 ^a | 1.45 ^a | 1.45 ^a |
| | | 0.63 | 1.52 ^a | 1.52 ^a | 1.52 ^a | 1.52 ^a | 1.52 ^a | 1.52 ^a |
| | | 0.70 | 1.91 ^a | 1.91 ^a | 1.91 ^a | 1.91 ^a | 1.91 ^a | 1.91 ^a |
| | | ≥ 0.75 | 2.18 ^a | 2.18 ^a | 2.18 ^a | 2.18 ^a | 2.18 ^a | 2.18 ^a |
| $N_{R,k} \text{ [kN]}$ | 0.40 | 0.94 ^a | 0.94 ^a | 0.94 ^a | 0.94 ^a | 0.94 ^a | 0.94 ^a | |
| | 0.45 | 1.14 ^a | 1.14 ^a | 1.14 ^a | 1.14 ^a | 1.14 ^a | 1.14 ^a | |
| | 0.50 | 1.34 ^a | 1.34 ^a | 1.34 ^a | 1.34 ^a | 1.34 ^a | 1.34 ^a | |
| | 0.55 | 1.60 ^a | 1.60 ^a | 1.60 ^a | 1.60 ^a | 1.60 ^a | 1.60 ^a | |
| | $t_{N1} \text{ [mm]}$ | 0.60 | 1.87 ^a | 1.87 ^a | 1.87 ^a | 1.87 ^a | 1.87 ^a | 1.87 ^a |
| | | 0.63 | 2.03 ^a | 2.03 ^a | 2.03 ^a | 2.03 ^a | 2.03 ^a | 2.03 ^a |
| | | 0.70 | 2.40 ^a | 2.40 ^a | 2.40 ^a | 2.40 ^a | 2.40 ^a | 2.40 ^a |
| | | ≥ 0.75 | 2.66 ^a | 2.66 ^a | 2.66 ^a | 2.66 ^a | 2.66 ^a | 2.66 ^a |
| $N_{R,II,k} \text{ [kN]}$ | 4.97 | 6.41 | 7.84 | 10.71 | 10.71 | 10.71 | | |
| $u \text{ [mm]}$ | 40 | 1.8 | | | | | | |
| | 60 | 3.3 | | | | | | |
| $t_l \text{ [mm]}$ | 80 | 4.6 | | | | | | |
| | ≥ 100 | 5.7 | | | | | | |

Additional definitions

Index ^a: For component I made of S320GD to S450GD the resistance value may be increased by 8.3%.

Self-drilling screw with sealing washer Ø 19 mm

SDT14-A19-5,5 x L, SDT14-L12-A19-5,5 x L

Annex 36

| | |
|--|--|
| | <p>Materials</p> <p>Fastener: Carbon steel with anticorrosion coating</p> <p>Washer: Stainless steel A2 - EN ISO 3506 with EPDM-seal</p> <p>Component I: S280GD to S450GD - EN 10346</p> <p>Component II: Timber (coniferous timber) - EN 14081</p> |
| | <p>Drilling-capacity $\Sigma(t_{N1} + t_{N2}) \leq 2.00 \text{ mm}$</p> |
| | <p>Characteristics</p> <p>$M_{y,Rk} = 15.4 \text{ Nm}$</p> <p>$f_{ax,k} = 13.2 \text{ N/mm}^2$ ($l_{ef} = 35 \text{ mm}$, $\rho_a = 350 \text{ kg/m}^3$)</p> |

| | | $l_{ef} \text{ [mm]}$ | | | | | | | |
|---------------------------|-----------------------|-----------------------|-------------------|-------------------|-------------------|-------------------|--------------------------|-------------------|-------------------|
| | | 35 | 45 | 55 | 65 | 75 | | | |
| $V_{R,k} \text{ [kN]}$ | 0.40 | n/a | n/a | n/a | n/a | n/a | $V_{R,i,k} \text{ [kN]}$ | n/a | |
| | 0.45 | n/a | n/a | n/a | n/a | n/a | | n/a | |
| | 0.50 | 1.00 ^a | 1.00 ^a | 1.00 ^a | 1.00 ^a | 1.00 ^a | | 1.00 ^a | |
| | 0.55 | 1.20 ^a | 1.20 ^a | 1.20 ^a | 1.20 ^a | 1.20 ^a | | 1.20 ^a | |
| | $t_{N2} \text{ [mm]}$ | 0.60 | 1.39 ^a | 1.39 ^a | 1.39 ^a | 1.39 ^a | | 1.39 ^a | 1.39 ^a |
| | | 0.63 | 1.50 ^a | 1.50 ^a | 1.50 ^a | 1.50 ^a | | 1.50 ^a | 1.50 ^a |
| | | 0.70 | 1.50 ^a | 1.50 ^a | 1.50 ^a | 1.50 ^a | | 1.50 ^a | 1.50 ^a |
| | ≥ 0.75 | 1.50 ^a | 1.50 ^a | 1.50 ^a | 1.50 ^a | 1.50 ^a | 1.50 ^a | | |
| $N_{R,k} \text{ [kN]}$ | 0.40 | n/a | n/a | n/a | n/a | n/a | $N_{R,i,k} \text{ [kN]}$ | n/a | |
| | 0.45 | n/a | n/a | n/a | n/a | n/a | | n/a | |
| | 0.50 | 1.33 ^a | 1.33 ^a | 1.33 ^a | 1.33 ^a | 1.33 ^a | | 1.33 ^a | |
| | 0.55 | 1.67 ^a | 1.67 ^a | 1.67 ^a | 1.67 ^a | 1.67 ^a | | 1.67 ^a | |
| | $t_{N1} \text{ [mm]}$ | 0.60 | 1.72 ^a | 1.72 ^a | 1.72 ^a | 1.72 ^a | | 1.72 ^a | 1.72 ^a |
| | | 0.63 | 1.75 ^a | 1.75 ^a | 1.75 ^a | 1.75 ^a | | 1.75 ^a | 1.75 ^a |
| | | 0.70 | 1.75 ^a | 1.75 ^a | 1.75 ^a | 1.75 ^a | | 1.75 ^a | 1.75 ^a |
| | ≥ 0.75 | 1.75 ^a | 1.75 ^a | 1.75 ^a | 1.75 ^a | 1.75 ^a | 1.75 ^a | | |
| $N_{R,II,k} \text{ [kN]}$ | | 2.70 | 3.47 | 4.25 | 5.02 | 5.79 | | | |
| $u \text{ [mm]}$ | 40 | 2.8 | | | | | | | |
| | 60 | 4.3 | | | | | | | |
| $t_i \text{ [mm]}$ | 80 | 5.7 | | | | | | | |
| | ≥ 100 | 7.1 | | | | | | | |

Additional definitions

Index ^a: For component I made of S320GD to S450GD the resistance value may be increased by 8.3%.

The indicated resistance values $N_{R,k}$ (and $N_{R,II,k}$) applies to component II with $k_{mod} = 0.9$ and $\rho_k = 350 \text{ kg/m}^3$. $N_{R,k}$ for other k_{mod} or ρ_k can be determined as follows: $N_{R,k}(k_{mod}, \rho_k) = \min \left\{ N_{R,i,k} \mid N_{R,II,k} * \frac{k_{mod}}{0.9} * \frac{\rho_k}{350} \right\}$.

Self-drilling screw with sealing washer Ø 16 mm

SDTW-S16-6,5 x L, SDTW-L12-S16-6,5 x L

Annex 37

| | |
|--|--|
| | <p>Materials</p> <p>Fastener: Carbon steel with anticorrosion coating</p> <p>Washer: Stainless steel A2 - EN ISO 3506 with EPDM-seal</p> <p>Component I: S280GD to S450GD - EN 10346</p> <p>Component II: Timber (coniferous timber) - EN 14081</p> |
| | <p>Drilling-capacity $\Sigma(t_{N1} + t_{N2}) \leq 2.00$ mm</p> |
| | <p>Characteristics</p> <p>$M_{y,Rk} = 15.4$ Nm</p> <p>$f_{ax,k} = 13.2$ N/mm² ($l_{ef} = 35$ mm, $\rho_a = 350$ kg/m³)</p> |

| | | l_{ef} [mm] | | | | | | |
|-------------------|-------------|-------------------|-------------------|-------------------|-------------------|-------------------|-------------------|-------------------|
| | | 35 | 45 | 55 | 65 | 75 | | |
| $V_{R,k}$ [kN] | 0.40 | n/a | n/a | n/a | n/a | n/a | $V_{R,i,k}$ [kN] | n/a |
| | 0.45 | n/a | n/a | n/a | n/a | n/a | | n/a |
| | 0.50 | 1.00 ^a | 1.00 ^a | 1.00 ^a | 1.00 ^a | 1.00 ^a | | 1.00 ^a |
| | 0.55 | 1.20 ^a | 1.20 ^a | 1.20 ^a | 1.20 ^a | 1.20 ^a | | 1.20 ^a |
| | 0.60 | 1.39 ^a | 1.39 ^a | 1.39 ^a | 1.39 ^a | 1.39 ^a | | 1.39 ^a |
| | 0.63 | 1.50 ^a | 1.50 ^a | 1.50 ^a | 1.50 ^a | 1.50 ^a | | 1.50 ^a |
| | 0.70 | 1.50 ^a | 1.50 ^a | 1.50 ^a | 1.50 ^a | 1.50 ^a | | 1.50 ^a |
| t_{N2} [mm] | ≥ 0.75 | 1.50 ^a | 1.50 ^a | 1.50 ^a | 1.50 ^a | 1.50 ^a | 1.50 ^a | |
| $N_{R,k}$ [kN] | 0.40 | n/a | n/a | n/a | n/a | n/a | $N_{R,i,k}$ [kN] | n/a |
| | 0.45 | n/a | n/a | n/a | n/a | n/a | | n/a |
| | 0.50 | 1.60 ^a | 1.60 ^a | 1.60 ^a | 1.60 ^a | 1.60 ^a | | 1.60 ^a |
| | 0.55 | 2.00 ^a | 2.00 ^a | 2.00 ^a | 2.00 ^a | 2.00 ^a | | 2.00 ^a |
| | 0.60 | 2.06 ^a | 2.06 ^a | 2.06 ^a | 2.06 ^a | 2.06 ^a | | 2.06 ^a |
| | 0.63 | 2.10 ^a | 2.10 ^a | 2.10 ^a | 2.10 ^a | 2.10 ^a | | 2.10 ^a |
| | 0.70 | 2.10 ^a | 2.10 ^a | 2.10 ^a | 2.10 ^a | 2.10 ^a | | 2.10 ^a |
| t_{N1} [mm] | ≥ 0.75 | 2.10 ^a | 2.10 ^a | 2.10 ^a | 2.10 ^a | 2.10 ^a | 2.10 ^a | |
| $N_{R,II,k}$ [kN] | | 2.70 | 3.47 | 4.25 | 5.02 | 5.79 | | |
| u [mm] | 40 | | | | | | 2.8 | |
| | 60 | | | | | | 4.3 | |
| t_i [mm] | 80 | | | | | | 5.7 | |
| | ≥ 100 | | | | | | 7.1 | |

Additional definitions

Index ^a: For component I made of S320GD to S450GD the resistance value may be increased by 8.3%.

The indicated resistance values $N_{R,k}$ (and $N_{R,II,k}$) applies to component II with $k_{mod} = 0.9$ and $\rho_k = 350$ kg/m³. $N_{R,k}$ for other k_{mod} or ρ_k can be determined as follows: $N_{R,k}(k_{mod}, \rho_k) = \min \left\{ N_{R,i,k} \mid N_{R,II,k} * \frac{k_{mod}}{0.9} * \frac{\rho_k}{350} \right\}$.

Self-drilling screw with sealing washer $\geq \varnothing 19$ mm

SDTW-S19-6,5 x L, SDTW-L12-S19-6,5 x L

Annex 38